



AGENDA

Regular Meeting of the Board of Directors

January 10, 2012

6PM

CALL TO ORDER

PLEDGE OF ALLEGIANCE

ROLL CALL OF DIRECTORS

Anthony J. Lima, President
Szu Pei Lu-Yang, Vice President
Robert W. Lewis
John Bellah
Teresa P. Rios

ADDITION(S) TO THE AGENDA

PUBLIC COMMENT ON AGENDA ITEMS

Any member of the public wishing to address the Board of Directors regarding items on the Agenda or other matters within the subject matter jurisdiction of the Board should do so at this time. The Board may allow additional input on Agenda items during the meeting. A three-minute time limit on remarks is requested.

Any person may make a request for a disability-related modification or accommodation needed for that person to be able to participate in the public meeting by telephoning Nicole Palacios, Secretary to the Board at (562) 697-1726, or writing to Rowland Water District, at P.O. Box 8460, Rowland Heights, CA 91748. Requests must specify the nature of the disability and the type of accommodation requested. A telephone number or other contact information should be included, so that District staff may discuss appropriate arrangements. Anyone requesting a disability-related accommodation should make the request with adequate time prior to the meeting in order for the District to provide the requested accommodation.

Materials related to an item on this Agenda submitted after distribution of the Agenda packet are available for public review at the District office, located at 3021 S. Fullerton Road, Rowland Heights, CA 91748.

Tab 1 CONSENT CALENDAR

All items under the Consent Calendar are considered to be routine matters, status reports, or documents covering previous Board instruction. The items listed on the Consent Calendar will be enacted by one motion, unless separate discussion is requested.

- 1.1 Approval of the Minutes of Regular Board Meeting held on December 13, 2011**
Recommendation: The Board of Directors approve the Minutes as presented.
- 1.2 Approval of the Minutes of Special Board Meeting held on December 27, 2011**
Recommendation: The Board of Directors approve the Minutes as presented.
- 1.3 Demands on General Fund Account for December 2011**
Recommendation: The Board of Directors approve the demands on the general fund account as presented.
- 1.4 Investment Report for December 2011**
Recommendation: The Board of Directors approve the investment report as presented.
- 1.5 Calendar of Events for January and February 2012**
For information purposes only.

Special Board Meeting: Strategic Planning to be held on January 24, 2012

Regular Board Meeting to be held on February 14, 2012

Tab 2 ACTION ITEMS

This portion of the Agenda is for items where staff presentations and Board discussions are needed prior to formal Board action.

- 2.1 Review and Approve Directors' Meeting Reimbursements for December 2011**
Recommendation: The Board of Directors approve the reimbursements as presented.
- 2.2 Presentation from National Demographics Corp. on Results from their Review of 2010 Census Data for Existing Rowland Water Director Divisions**
No recommendation provided.
- 2.3 Resolution No. 1-2012 Rowland Water District Amending Board Policy for Election and Rotation of Board Officers (Supersedes Resolution No. 3-2008)**
Recommendation: The Board of Directors approve Resolution No. 1-2012.

- 2.4 Schedule Board Tour of District Facilities**
No recommendation provided. (This binder tab is intentionally blank.)
- 2.5 Consider Sponsorship of the Youth Science Center at Wedgeworth Elementary**
Recommendation: The Board of Directors approve the sponsorship of the Youth Science Center at Wedgeworth Elementary.
(This binder tab is intentionally blank.)
- 2.6 Presentation on Paymentus On-Line Payment Program**
Mr. Henry will provide a verbal report. (This binder tab is intentionally blank.)
- 2.7 Discussion of Upcoming Conferences, Workshops, or Events (Including Items that May Have Arisen after the Posting of the Agenda)**
- TVMWD Leadership Breakfast scheduled February 16, 2012
(This binder tab is intentionally blank.)

Tab 3 GENERAL MANAGER'S REPORT

- 3.1 Water Purchase Report**
- 3.2 Update on MWD LRP Funding for Recycled Water**
(This binder tab is intentionally blank.)

Tab 4 LEGISLATIVE INFORMATION
(This binder tab is intentionally blank.)

Tab 5 REVIEW OF CORRESPONDENCE

- 5.1 Letter from Mr. Michael Holmes, Walnut Valley Water District**

Tab 6 COMMITTEE REPORTS

- 6.1 Three Valleys Municipal Water District** (Directors Lu-Yang/Lima)
- Minutes of the Special Board Meeting held on December 7, 2011
- 6.2 Project Ad Hoc Committee** (Directors Lima/Lu-Yang)
- Summary of Projects

There are no tabs for the remainder of the meeting.

- 6.3 Regional Chamber of Commerce** (Directors Lu-Yang/Lewis)
- 6.4 PWR Joint Water Line Commission** (Directors Lima/Bellah)
- 6.5 Puente Basin Water Agency** (Directors Lima/Lewis)
- 6.6 Association of California Water Agencies** (Directors Lewis/Bellah)

6.7 Sheriff's Community Advisory Council (Directors Lu-Yang/Rios)

6.8 Rowland Heights Community Coordinating Council (Directors Bellah/Rios)

7 ATTORNEY'S REPORT (Ms. Morningstar)

7.1 CLOSED SESSION

Conference with Legal Counsel – Existing Litigation

(Subdivision (a) of §54956.9)

Name of case: In re: IH 1, Inc. f/k/a Indalex Holdings Finance, Inc. etc., Debtors;

George Miller, etc., Plaintiff vs. Rowland Water District, Defendant. Chapter 7

Case No: 09-10982 (PJW); Adversary No.: 11-51451 (PJW)

8 OTHER REPORTS, INFORMATION ITEMS AND COMMENTS

8.1 Public Relations (Ms. Perea)

8.2 Personnel Report (Mr. Deck)

8.3 Engineer's Report (Mr. Carrera)

8.4 Directors' and General Manager's Comments

8.5 Future Agenda Items

8.6 Late Business

No action shall be taken on any items not appearing on the posted agenda, except upon a determination by a majority of the Board that an emergency situation exists, or that the need to take action arose after the posting of the agenda.

ADJOURNMENT

President Anthony J. Lima, Presiding

Tab

1

1.1



Minutes of the Regular Meeting
of the Board of Directors of the Rowland Water District

December 13, 2011 - 6:00 p.m.
Location: District Office

PLEDGE OF ALLEGIANCE

ROLL CALL OF DIRECTORS

President Anthony J. Lima
Vice President Szu Pei Lu-Yang
Director Robert W. Lewis
Director John Bellah
Director Teresa P. Rios

ABSENT:

None

OTHERS PRESENT:

Janet Morningstar, Legal Counsel
David Malkin, Rowland Heights Resident
Teri Malkin, Rowland Heights Resident
Alan Heslop, Ph.D., National Demographics
David Meyer, National Demographics

ROWLAND WATER DISTRICT STAFF:

Ken Deck, General Manager
Ted Carrera, Assistant General Manager
Sean Henry, Finance Officer
Rose Perea, Director of Administrative Services

ADDITION(S) TO AGENDA

None

PUBLIC COMMENT ON AGENDA ITEMS

COMMENTS:

Mr. and Mrs. Malkin thanked the District for their proactive efforts and accomplishments in 2011.

Tab 1 - CONSENT CALENDAR

Upon motion by Vice President Lu-Yang, seconded by Director Rios, the Consent Calendar was approved as presented. The motion was unanimously carried.

The approval of the Consent Calendar included:

1.1

Approval of the Minutes of Regular Board Meeting Held on November 8, 2011

1.2

Approval of the Minutes of Special Board Meeting Held on November 22, 2011

1.3

Demands on General Fund Account for November, 2011

1.4

Investment Report for November, 2011

1.5

Calendar of Events for December 2011 and January 2012

Special Board Meeting: Strategic Planning to be held on December 27, 2011

Regular Board Meeting to be held on January 10, 2012

Tab 2 - ACTION ITEMS

2.1

Approve Directors' Meeting Reimbursements for November 2011

Upon motion by Director Lewis, seconded by Vice President Lu-Yang, the Directors' Meeting Reimbursement Report was approved as presented. The motion was unanimously carried.

2.2

Administer Oaths of Office to Anthony J. Lima, Division 2, and Teresa P. Rios, Division 1
Ms. Morningstar administered the Oaths of Office to Director Lima and Director Rios.

2.3

Presentation from National Demographics Corp. on Results from their Review of 2010 Census Data for Existing Rowland Water Director Divisions

Messrs. Alan Heslop and David Meyer presented their "Stage I Project Elements", criteria summary on the population balancing of the District divisions and advised that the current divisions have a maximum deviation in population between the largest division and the smallest of 9.2%. The goal is to have the divisions as equal in population as possible. The Water Code requires the District to adjust the boundaries to rebalance the populations of the divisions after each decennial census. After a lengthy discussion between the presenters and members of the Board, it was the consensus of the Board that they needed more information in order to make an informed decision as to whether the District boundaries should be adjusted. Upon motion by Vice President Lu-Yang, seconded by Director Lewis, the Board unanimously approved the

preparation of the "Stage II" analysis by National Demographics, showing options for adjusting division boundaries to equalize population between divisions, to be presented at the January 10, 2012 Board meeting.

2.4

Approve Final Financial Audit Report for Fiscal Year 2010-2011 Prepared by Diehl, Evans and Company, LLP

Mr. Henry reported that there were no changes made to the "Draft" Report presented at the November 8, 2011 Board meeting. Upon motion by Vice President Lu-Yang, seconded by Director Rios, the Financial Audit Report for Fiscal Year 2010-2011 prepared by White Nelson Diehl Evans LLP (name change) was unanimously approved as presented.

2.5

Receive and File PWR Joint Water Line Commission Audit Report for Fiscal Year 2010-2011 Prepared by Diehl, Evans & Company, LLP

A motion was made by Director Lewis, seconded by Vice President Lu-Yang, to receive and file the PWR Joint Water Line Commission Audit Report for Fiscal Year 2010-2011. The motion was unanimously carried.

2.6

Review and Approve Conveyance of Interest in Real Property by Easement Deed from New Age Kaleidoscope, LLC., a California Limited Liability Corporation (Grantor) to Rowland Water District, (Grantee), 17520 Castleton Street, City of Industry, California
General Manager, Ken Deck, described the location of the property and discussed the need for the easement in order to authorize the District to install underground water facilities to serve the property. Mr. Deck, requested authorization to execute the Certificate of Acceptance of the Easement Deed on behalf of the District and to process it for recording with the Office of the Los Angeles County Recorder. Upon motion by Director Lewis, seconded by Director Rios, the acceptance of the conveyance of interest in real property located at 17520 Castleton, City of Industry, California from New Age Kaleidoscope, LLC to Rowland Water District was approved. The motion was unanimously carried.

2.7

Review and Approve License Agreement Between Rowland Water District and Los Angeles County for Ingress and Egress over Reservoir 14 Access Road

General Manager, Ken Deck, discussed the terms of the License Agreement and the location of the property over which the access was being granted under this agreement. Upon motion by Vice President Lu-Yang, seconded by Director Lewis, the License Agreement between Rowland Water District and Los Angeles County for ingress and egress over the Reservoir 14 access road was unanimously approved as presented.

2.8

Approve Executive Officer Positions of the Board of Directors for 2012

Mr. Deck recapped the discussion that took place during the November 22, 2011 Board workshop concerning the current Board policy and the process by which Directors are appointed to the Executive Officer positions of the Board. He also discussed how that policy might be modified to ensure that the Board operates at a high level of efficiency in carrying out their

mission. Additionally, there was discussion on maintaining the current Executive Officers (Mr. Lima Board President and Ms. Lu-Yang Vice President) for the 2012 calendar year. Upon motion by Director Rios, seconded by Director Bellah, the Board approved Director Lima's election as President and Director Lu-Yang's election as Vice President for the calendar year 2012, by the following 4-0 vote:

AYES:	Directors Lima, Lu-Yang, Bellah and Rios
NOES:	None
ABSENT:	None
ABSTAIN:	Director Lewis

2.9

Review and Approve Board of Directors' Committee Assignments for 2012

Board members discussed the current Committee assignments as well as a potential Board policy that would provide an opportunity for Directors not assigned to specific Committees to attend those committees in order to gain knowledge on the various committees and their purpose. Director Bellah, recommended that the Rowland Heights Coordinating Council (RHCC) be added to the Committee list. A motion was made by Director Bellah, seconded by Director Lewis, to maintain the current Committee assignments, add the RCCH and to develop a Board policy on the attendance of non-committee members to the PWR Joint Waterline Commission, Three Valleys Municipal Water District, and the Puente Basin Water Agency meetings. The Motion was unanimously approved. President Lima appointed Director Bellah as the primary committee representative and Director Rios as alternate representative to attend the RHCC meetings.

2.10

Approve Change in IRS Standard Mileage Rate from 51 Cents a Mile to 55.5 Cents a Mile to be Effective January 1, 2012

Upon motion by Vice President Lu-Yang, seconded by Director Lewis, the IRS Standard Mileage Rate of 55.5 cents effective January 1, 2012 was approved with a 4-1 vote as follows:

AYES:	Directors Lima, Lu-Yang, Lewis and Rios
NOES:	Director Bellah
ABSENT:	None
ABSTAIN:	None

2.11

Discussion of Upcoming Conferences, Workshops, or Events (Including Items that May Have Arisen after the Posting of the Agenda)

None.

Tab 3 - GENERAL MANAGER'S REPORT

3.1

Water Purchase Report

Nothing to report.

Tab 4 - LEGISLATIVE INFORMATION

4.1

Legislative Updates

The Board commented on the 2011 Annual Report provided by Reeb Government Relations, LLC, and indicated that it was very thorough and that they look forward to more reports in the future.

Tab 5 - REVIEW OF CORRESPONDENCE

None.

Tab 6 – COMMITTEE REPORTS

6.1

Three Valleys Municipal Water District

President Lima reported that Three Valleys will be eliminating the "committee" meetings format and will be changing to a "workshop" and "board meeting" arrangement. The first Wednesday of each month they will hold a Board workshop and on the third Wednesday of each month they will hold their regular Board meetings. This change will allow all Board members to be present at each of the meetings. Three Valleys is also gathering information in connection with the possibility of redistricting.

6.2

Joint Powers Insurance Authority

General Manager, Ken Deck, reported that the District had once again received the ACWA/JPIA President's Special Recognition Award for achieving a low ratio of "Paid Claims and Case Reserves" to "Deposit Premiums" in the Liability Program, the Property Program and the Workers' Compensation Program.

6.3

Regional Chamber of Commerce

Vice President Lu-Yang reported that the Chamber Holiday luncheon was a huge success. The speaker from Majestic Realty spoke on the imminence of the NFL stadium. She also indicated that Three Valleys had voiced an interest in serving on the Chamber Board and that she felt that it would be in Rowland's best interest to also consider a position on the Board.

6.4

PWR Joint Water Line Commission

President Lima reported that the next meeting will be held in February.

6.5

Puente Basin Water Agency

Director Lewis reported that the IMC Project is moving forward.

6.6

Association of California Water Agencies

Director Bellah gave a report on sessions he attended at the ACWA Fall Conference in Anaheim in addition to submitting a written summary of the meetings he attended at the Conference. (Copies of Director Bellah's written summary are available on request).

6.7

Sheriff Community Advisory Committee

Nothing to report.

6.8

Project Ad-Hoc Committee

President Lima reported that the Committee discussed District projects and their progress. Vice President Lu-Yang indicated that an updated project list will be presented to the Board at the December 27, 2011 workshop.

6.9

Finance Ad-Hoc Committee

General Manager, Ken Deck, recommended that this committee be eliminated as a separate committee and that it become a part of future Board workshops.

Tab 7 - ATTORNEY'S REPORT (Ms. Morningstar)

Legal counsel, Janet Morningstar, reported on her attendance at the Legal Affairs session at the ACWA Fall Conference in Anaheim. In particular, she indicated that seminars will be held to educate members on Proposition 26 which covers local agency revenue sources which are not already covered by Propositions 13 and 218.

7.1

CLOSED SESSION

Legal Counsel, Janet Morningstar, adjourned the meeting to closed session at 7:48 p.m. pursuant to Government Code Sections 54956.9(a), in order to provide information regarding the lawsuit against Rowland Water District and pursuant to Government Code Section 54956.8 in order to confer with the real property negotiator.

■ Conference with Legal Counsel – Existing Litigation (Subdivision (a) of § 54956.9)

Name of case: In re: IH 1, Inc. f/k/a Indalex Holdings Finance, Inc. etc., Debtors; George Miller, etc., Plaintiff vs. Rowland Water District, Defendant. Chapter 7 Case No: 09-10982 (PJW); Aversary No.: 11-51451 (PJW)

Legal counsel was authorized to negotiate a settlement on behalf of the District.

7.2

CLOSED SESSION

■ Conference with Real Property Negotiator - Government Code § 54956.8)

Property:	A Portion of the Parcel at 1015 Nogales Street, Rowland Heights, CA, APN #8264-021-028
Negotiating Parties:	John A. Rowland, Jr., Trustee
District's Negotiator:	Ken Deck, General Manager
Under Negotiation:	Price and Terms of Sale

The Board authorized the real property negotiator to act on behalf of the District with respect to the purchase of property located at 1015 Nogales Street, Rowland Heights, California.

The closed session was adjourned and the Board resumed the meeting in open session at 7:55 p.m.

Open session reconvened at 7:55p.m.

Tab 8 - OTHER REPORTS, INFORMATION ITEMS AND COMMENTS

8.1

Public Relations (Ms. Perea)

Mrs. Perea reported that she attended the Metropolitan Water District luncheon and awards presentation on behalf of the District's two calendar/poster winners from Nogales High School.

8.2

Personnel Report (Mr. Deck)

Nothing to report.

8.3

Engineer's Report

Nothing to report.

8.4

Directors' and General Manager's Comments

General Manager, Ken Deck, offered an open invitation to members of the Board to attend the District potluck luncheon which will be held at 12:00 noon on Wednesday, December 21, 2011. He also advised the Board that the tentative date for the Employee Recognition Dinner is February 24, 2012.

8.5

Future Agenda Items

- Schedule Board Tour of District Facilities
- Review Resolution No. 3-2008 Establishing Policy for Rotation of Board Officers
- Review Board Policy on Committee Assignments
- Sponsorship of the Youth Science Center at Wedgeworth Elementary
- Regional Chamber of Commerce Board Representation
- Presentation on Paymentus On-Line Payment Program
- Presentation by National Demographics Corporation on Results from their Review of 2010 Census Data for Existing Rowland Water Director Divisions

8.6

Late Business

None.

A motion was made by Director Rios, seconded by Vice President Lu-Yang, and unanimously carried to adjourn the meeting. The meeting was adjourned at 8:05 p.m.

ANTHONY J. LIMA
Board President

Attest: _____
KEN DECK
Board Secretary

1.2



Minutes of the Special Meeting
of the Board of Directors of Rowland Water District

December 27, 2011 - 4:00 p.m.

Location: District Office

PLEDGE OF ALLEGIANCE

ROLL CALL OF DIRECTORS

President Anthony J. Lima
Vice President Szu Pei Lu-Yang
Director Robert W. Lewis
Director John Bellah
Director Teresa P. Rios

ABSENT:

None

OTHERS PRESENT:

None

ROWLAND WATER DISTRICT STAFF:

Ken Deck, General Manager
Ted Carrera, Assistant General Manager
Sean Henry, Finance Officer
Rose Perea, Director of Administrative Services

ADDITION(S) TO AGENDA

None.

PUBLIC COMMENT ON AGENDA ITEMS

None.

Tab 1 - ACTION ITEMS

1.1

CLOSED SESSION

- Conference with Legal Counsel – Existing Litigation
(Subdivision (a) of § 54956.9)
Name of case: In re: IH 1, Inc. f/k/a Indalex Holdings Finance, Inc. etc., Debtors;
George Miller, etc., Plaintiff vs. Rowland Water District, Defendant. Chapter 7
Case No: 09-10982 (PJW); Aversary No.: 11-51451 (PJW)

Nothing to report, therefore, a closed session was not necessary.

1.2

Tour of the RWD/Cal Domestic Proposed Water Transfer Project

The Board departed at 4:10 p.m. to tour the Cal Domestic and La Habra Heights County Water District sites as potential water transfer projects. The Board returned to the District at 4:40 p.m.

1.3

Strategic Planning Workshop: Discussion on Providing a Safe and Reliable Water Supply
General Manager, Ken Deck, presented a power point presentation outlining current RWD water supply sources, the locations and cost benefits of alternative water sources and the potential costs of developing these future District projects to attain the District's ultimate goal of providing a safe and reliable water supply.

Directors' and General Manager's Comments

None.

Future Agenda Items

None.

Late Business

None.

A motion was made by Director Rios, seconded by Vice President Lu-Yang, and unanimously carried to adjourn the meeting. The meeting was adjourned at 5:52 p.m.

ANTHONY J. LIMA
Board President

Attest: _____
KEN DECK
Board Secretary

1.3

Report Criteria:

Report type: GL detail

GL Period	Check Issue Date	Check Number	Vendor Number	Payee	Description	Check Amount
11693						
12/11	12/01/2011	11693	62472	1ST JON INC.	2 UNIT VIP RESTROOM TRAILER	271.88
12/11	12/01/2011	11693	62472	1ST JON INC.	2 UNIT VIP RESTROOM SERVICE	175.00
Total 11693:						446.88
11694						
12/11	12/01/2011	11694	62475	ALLEN DAVIDSON	REIMBURSABLE EXPENSE-CDL SEMINAR	195.00
12/11	12/01/2011	11694	62475	ALLEN DAVIDSON	REIMBURSABLE EXPENSE-CLASS A PERMIT	66.00
12/11	12/01/2011	11694	62475	ALLEN DAVIDSON	REIMBURSABLE EXPENSE-BOOTS, INSERTS	275.86
Total 11694:						536.86
11695						
12/11	12/01/2011	11695	1070	AMERICAN EXPRESS	MISC EXPENSES	202.64
12/11	12/01/2011	11695	1070	AMERICAN EXPRESS	MISC EXPENSES	18.96
Total 11695:						221.60
11696						
12/11	12/01/2011	11696	62461	ATKINS NORTH AMERICA INC	WATER RATE STUDY	2,417.00
Total 11696:						2,417.00
11697						
12/11	12/01/2011	11697	1400	BADGER METER INC	#25 - BADGER REGISTERS WITH DAT PROFILING	43,535.89
Total 11697:						43,535.89
11698						
12/11	12/01/2011	11698	162	BASIN VALVE CO-SIGNAL HILL	TOOLS & SUPPLIES	17.74
Total 11698:						17.74
11699						
12/11	12/01/2011	11699	371	CIVILTEC ENGINEERING INC	ENGINEERING-NOGALES ST	175.00
12/11	12/01/2011	11699	371	CIVILTEC ENGINEERING INC	ENGINEERING-RWD/CDWD	70,485.00
Total 11699:						70,660.00
11700						
12/11	12/01/2011	11700	130	FERGUSON ENTERPRISES INC#1350	CONVERSION SUPPLIES	142.32
12/11	12/01/2011	11700	130	FERGUSON ENTERPRISES INC#1350	CONVERSION SUPPLIES	117.09
Total 11700:						259.41
11701						
12/11	12/01/2011	11701	62427	GOVERNMENT FINANCE OFFICERS A	MEMBERSHIP DUES-SEAN HENRY	160.00
Total 11701:						160.00
11702						
12/11	12/01/2011	11702	24701	GRAINGER	TOOLS & SUPPLIES	218.24

GL Period	Check Issue Date	Check Number	Vendor Number	Payee	Description	Check Amount
Total 11702:						218.24
11703						
12/11	12/01/2011	11703	3000	INDUSTRY MFG COUNCIL	RESERVATION-(5)	105.00
Total 11703:						105.00
11704						
12/11	12/01/2011	11704	244	INFOSEND INC	BILLING SERVICE	2,865.38
Total 11704:						2,865.38
11705						
12/11	12/01/2011	11705	62141	JOELLE KRAUSE	HOLIDAY WINDOW DESIGN	450.00
Total 11705:						450.00
11706						
12/11	12/01/2011	11706	27	JOHN T JACOBSEN	REIMBURSEMENT-WORK BOOTS, INSERTS	83.17
Total 11706:						83.17
11707						
12/11	12/01/2011	11707	3300	LAGERLOF SENEAL ET AL	MAIN BASIN ANALYSIS	540.00
12/11	12/01/2011	11707	3300	LAGERLOF SENEAL ET AL	GENERAL MATTERS	357.87
12/11	12/01/2011	11707	3300	LAGERLOF SENEAL ET AL	LA REGION=NPDES PERMIT	62.50
Total 11707:						960.37
11708						
12/11	12/01/2011	11708	2056	LOS ANGELES COUNTY	HAZADOUS WASTE GENERATOR PROGRAM	2,206.00
Total 11708:						2,206.00
11709						
12/11	12/01/2011	11709	4155	ORANGE COUNTY WATER ASSOC.	MEMBERSHIP RENEWAL	50.00
Total 11709:						50.00
11710						
12/11	12/01/2011	11710	62448	PARS	GASBY 45 MANAGEMENT FEE	400.00
Total 11710:						400.00
11711						
12/11	12/01/2011	11711	5740	QUINN COMPANY	MAINTENANCE AGREEMENT (3 GEN-SETS)	550.61
12/11	12/01/2011	11711	5740	QUINN COMPANY	PERFORM ANNUAL SERVICE PM2	686.43
12/11	12/01/2011	11711	5740	QUINN COMPANY	PERFORM ANNUAL SERVICE PM2	707.78
Total 11711:						1,944.82
11712						
12/11	12/01/2011	11712	62447	REEB GOVERNMENT RELATIONS LLC	LOBBYIST-RETAINER	1,500.00
12/11	12/01/2011	11712	62447	REEB GOVERNMENT RELATIONS LLC	EXPENSES	271.46

GL Period	Check Issue Date	Check Number	Vendor Number	Payee	Description	Check Amount
Total 11712:						1,771.46
11713						
12/11	12/01/2011	11713	62046	REGIONAL CHAMBER OF COMMERC	RESERVATION-ROBERT LEWIS	35.00
Total 11713:						35.00
11714						
12/11	12/01/2011	11714	62115	SUPERMEDIA LLC	ADVERTISING WHITE PAGES	39.75
Total 11714:						39.75
11715						
12/11	12/01/2011	11715	6615	TOP NOTCH TREE SERVICE	RES 3 & 13	6,000.00
Total 11715:						6,000.00
11716						
12/11	12/01/2011	11716	7800	WATER EDUCATION FOUNDATION	MEMBERSHIP 2012	2,309.00
Total 11716:						2,309.00
11717						
12/11	12/01/2011	11717	242	WATEREUSE ASSOCIATION	MEMBERSHIP DUES	1,606.80
Total 11717:						1,606.80
11718						
12/11	12/01/2011	11718	62084	WESTIN ENGINEERING INC	ENGINEERING-IT STRATEGIC PLAN	23,575.00
Total 11718:						23,575.00
11719						
12/11	12/01/2011	11719	36	ROSEMARIE PEREA	REIMBURSEABLE EXPENSE-CHRISTMAS DECORA	229.23
Total 11719:						229.23
11720						
12/11	12/08/2011	11720	339	S C W U A	RESERVATION (8)	200.00
Total 11720:						200.00
11721						
12/11	12/09/2011	11721	775	A & M MAILING SERVICES, INC.	MAILING SERVICE-RATE INCREASE NOTICE	1,284.83
Total 11721:						1,284.83
11722						
12/11	12/09/2011	11722	2075	CROCKER SIGNS & SCREEN	RECYCLED WATER RWD LOGO SIGNS	1,995.00
12/11	12/09/2011	11722	2075	CROCKER SIGNS & SCREEN	RECYCLED WATER TAGS	985.00
12/11	12/09/2011	11722	2075	CROCKER SIGNS & SCREEN	TAX	260.76
Total 11722:						3,240.76
11723						
12/11	12/09/2011	11723	62419	DWYER INSTRUMENTS, INC	REPLACE OLD MERCROID SN# T13G-M52824	335.47

GL Period	Check Issue Date	Check Number	Vendor Number	Payee	Description	Check Amount
Total 11723:						335.47
11724						
12/11	12/09/2011	11724	62104	E.H. WACHS COMPANY	HOSE REEL, REELCRAFT (3/8" X 50") BOTTOM WIN	760.00
12/11	12/09/2011	11724	62104	E.H. WACHS COMPANY	TANK, ANTIFREEZE	230.00
12/11	12/09/2011	11724	62104	E.H. WACHS COMPANY	TAX	116.89
Total 11724:						1,106.89
11725						
12/11	12/09/2011	11725	5600	G M SAGER CONSTRUCTION	FILL / SLURRY SEAL RES. 7	5,470.00
12/11	12/09/2011	11725	5600	G M SAGER CONSTRUCTION	FILL / SLURRY SEAL RES. 15	17,768.00
Total 11725:						23,238.00
11726						
12/11	12/09/2011	11726	348	HDR ENGINEERING INC	ENGINEERING-HYDRAULIC MODEL DEVELOPMEN	14,495.25
Total 11726:						14,495.25
11727						
12/11	12/09/2011	11727	62259	HYDRO-SCAPE PRODUCTS, INC	SUPPLIES-RECYCLED WATER CUST CONVERSI	147.04
Total 11727:						147.04
11728						
12/11	12/09/2011	11728	244	INFOSEND INC	BILLING SERVICE	1,686.79
12/11	12/09/2011	11728	244	INFOSEND INC	BILLING SERVICE	21.62
Total 11728:						1,708.41
11729						
12/11	12/09/2011	11729	3050	INLAND WATER WORKS SUPPLY CO	3/4" X 1/8" LEATHER MTR GASKET	120.00
12/11	12/09/2011	11729	3050	INLAND WATER WORKS SUPPLY CO	1" X 1/8" LEATHER MTR GASKET	56.00
12/11	12/09/2011	11729	3050	INLAND WATER WORKS SUPPLY CO	5/8" X 2 1/2" 316SS BOLT	210.00
12/11	12/09/2011	11729	3050	INLAND WATER WORKS SUPPLY CO	5/8" 316SS HEX NUT	110.00
12/11	12/09/2011	11729	3050	INLAND WATER WORKS SUPPLY CO	6" X 8" BOLT AND NUT SET 316 SS	611.25
12/11	12/09/2011	11729	3050	INLAND WATER WORKS SUPPLY CO	2" FULL FACE NEOPRENE MTR GASKET	300.00
12/11	12/09/2011	11729	3050	INLAND WATER WORKS SUPPLY CO	20 OZ AERVOE PAINT 207 WHITE	94.80
12/11	12/09/2011	11729	3050	INLAND WATER WORKS SUPPLY CO	RASORBACK ROUND POINT WOODEN SHOVEL	141.00
12/11	12/09/2011	11729	3050	INLAND WATER WORKS SUPPLY CO	3" TRENCHING WOODEN SHOVEL CH3TS	63.00
12/11	12/09/2011	11729	3050	INLAND WATER WORKS SUPPLY CO	TAXES	149.29
12/11	12/09/2011	11729	3050	INLAND WATER WORKS SUPPLY CO	SUPPLIES FOR SERVICES	30.45
Total 11729:						1,885.79
11730						
12/11	12/09/2011	11730	6800	J G TUCKER & SONS	VENTIS GAS DETECTOR WITH PUMP AND CHARG	950.80
Total 11730:						950.80
11731						
12/11	12/09/2011	11731	2120	J W D'ANGELO CO	SUPPLIES FOR SERVICES	391.45
Total 11731:						391.45

GL Period	Check Issue Date	Check Number	Vendor Number	Payee	Description	Check Amount
11732						
12/11	12/09/2011	11732	62327	MATHIS CONSULTING GROUP	CONSULTING SERVICES	1,500.00
Total 11732:						1,500.00
11733						
12/11	12/09/2011	11733	62174	MATRIX IMAGING PRODUCTS	TICKET NO 5033 A/P VOUCHERS-9 BATCHES	1,888.17
12/11	12/09/2011	11733	62174	MATRIX IMAGING PRODUCTS	TICKET NO 5033 A/P VOUCHERS-3 BINS	2,962.94
Total 11733:						4,851.11
11734						
12/11	12/09/2011	11734	62355	USA BLUE BOOK	ROSEMOUNT 2088 PRESSURE TRANSMITTER #20	3,171.03
Total 11734:						3,171.03
11735						
12/11	12/09/2011	11735	62084	WESTIN ENGINEERING INC	SCADA ANNUAL MAINT.	13,244.00
Total 11735:						13,244.00
11736						
12/11	12/06/2011	11736	404	LOS ANGELES COUNTY TREASURER	RECYCLED WATER PLAN CHECKING FEE-18825-1	1,348.00
Total 11736:						1,348.00
1738						
12/11	12/12/2011	11738	4750	PWR JT WATER LINE COMMISSION	710.7 AC FT-OCT 2011 WATER	535,867.80
12/11	12/12/2011	11738	4750	PWR JT WATER LINE COMMISSION	710.7 AC FT-OCT 2011 WATER	7,491.02
Total 11738:						543,358.82
11739						
12/11	12/13/2011	11739	3375	ANTHONY LIMA	MILEAGE REIMBURSEMENT	7.02
Total 11739:						7.02
11740						
12/11	12/13/2011	11740	3360	ROBERT LEWIS	MILEAGE REIMBURSEMENT	36.54
12/11	12/13/2011	11740	3360	ROBERT LEWIS	REIMBURSABLE EXPENSE	36.00
Total 11740:						72.54
11741						
12/11	12/13/2011	11741	62045	SZU-PEI LU-YANG	MILEAGE REIMBURSEMENT	23.91
Total 11741:						23.91
11755						
12/11	12/15/2011	11755	1000	ACWA	EMPLOYEE HEALTH BENEFITS	38,436.57
12/11	12/15/2011	11755	1000	ACWA	EMPLOYEE HEALTH BENEFITS	661.98
12/11	12/15/2011	11755	1000	ACWA	RETIREEES HEALTH BENEFITS	7,018.00
Total 11755:						46,116.55
11756						
12/11	12/15/2011	11756	193	ACWA HEALTH BENEFITS AUTHORIT	EMPLOYEE ASSISTANCE PROGRAM	88.50

GL Period	Check Issue Date	Check Number	Vendor Number	Payee	Description	Check Amount
Total 11756:						88.50
11757						
12/11	12/15/2011	11757	4600	AIRGAS WEST	TOOLS & SUPPLIES	26.22
Total 11757:						26.22
11758						
12/11	12/15/2011	11758	1625	ANTHEM BLUE CROSS	RETIREE HEALTH BENEFITS	4,486.20
Total 11758:						4,486.20
11759						
12/11	12/15/2011	11759	1165	ANTIMITE TERMITE & PEST	PEST CONTROL-MONTHLY SERVICE	100.00
Total 11759:						100.00
11760						
12/11	12/15/2011	11760	3850	ATHENS SERVICES (MODERN SVC)	TRASH SERVICE	178.39
Total 11760:						178.39
11761						
12/11	12/15/2011	11761	1400	BADGER METER INC	5/8" METERS	17,783.20
12/11	12/15/2011	11761	1400	BADGER METER INC	SERVICE RENEWAL-TRIMBLE RANGER W/ORION	900.00
Total 11761:						18,683.20
11762						
12/11	12/15/2011	11762	1079	CA-NV SECTION AWWA	CROSS CONNECTION RENEWAL-DAVID MILLER	80.00
Total 11762:						80.00
11763						
12/11	12/15/2011	11763	6966	CINTAS CORPORATION LOC 693	UNIFORM RENTAL	1,768.51
Total 11763:						1,768.51
11764						
12/11	12/15/2011	11764	62309	CITY OF INDUSTRY CITY HALL	RECYCLED WATER SYSTEM	341.54
Total 11764:						341.54
11765						
12/11	12/15/2011	11765	62263	COUNTY OF LOS ANGELES	SERVICE CUTS	467.00
Total 11765:						467.00
11766						
12/11	12/15/2011	11766	1270	DATA QUICK INFORMATION SYSINC	PROPERTY DATA INFO	100.00
Total 11766:						100.00
11767						
12/11	12/15/2011	11767	62430	DAVE MILLER PLUMBING	BACKFLOW-CONVERSION CUSTOMERS	10,343.26

GL Period	Check Issue Date	Check Number	Vendor Number	Payee	Description	Check Amount
Total 11767:						10,343.26
11768						
12/11	12/15/2011	11768	62075	DC EPPLE	90 DAY INSPECTION	456.31
Total 11768:						456.31
11769						
12/11	12/15/2011	11769	2253	DUKE'S LANDSCAPING INC	GARDENING SERVICE	1,695.00
12/11	12/15/2011	11769	2253	DUKE'S LANDSCAPING INC	SPRINKLER REPAIR	480.00
Total 11769:						2,175.00
11770						
12/11	12/15/2011	11770	2360	FOUNDATION CROSS-CONNECTION	MEMBERSHIP RENEWAL	562.25
Total 11770:						562.25
11771						
12/11	12/15/2011	11771	62302	GEXPRO	GLOBALCARE PROGRAM - 2 YEAR	21,141.20
Total 11771:						21,141.20
11772						
12/11	12/15/2011	11772	2724	HOME DEPOT CREDIT SERVICES	MATERIAL & SUPPLIES	701.55
12/11	12/15/2011	11772	2724	HOME DEPOT CREDIT SERVICES	MATERIAL & SUPPLIES	20.00
12/11	12/15/2011	11772	2724	HOME DEPOT CREDIT SERVICES	MATERIAL & SUPPLIES	249.17
Total 11772:						970.72
11773						
12/11	12/15/2011	11773	3000	INDUSTRY MFG COUNCIL	MEMBERSHIP DUES	275.00
Total 11773:						275.00
11774						
12/11	12/15/2011	11774	244	INFOSEND INC	BILLING SERVICE	226.98
12/11	12/15/2011	11774	244	INFOSEND INC	BILLING SERVICE	1,983.47
Total 11774:						2,210.45
11775						
12/11	12/15/2011	11775	397	JANET MORNINGSTAR	LEGAL FEES	3,537.50
Total 11775:						3,537.50
11776						
12/11	12/15/2011	11776	62377	OREILLY AUTOMOTIVE STORES INC	AUTO SUPPLIES	45.14
Total 11776:						45.14
11777						
12/11	12/15/2011	11777	62448	PARS	GASBY 45 MANAGEMENT FEE	400.00
Total 11777:						400.00

GL Period	Check Issue Date	Check Number	Vendor Number	Payee	Description	Check Amount
11778	12/11	11778	116	RECALL SECURE DESTRUCTION SVC	SHREDDING SERVICE	179.02
Total 11778:						179.02
11779	12/11	11779	339	S C W U A	DRINKING WATER SEMINAR (5)	120.00
Total 11779:						120.00
11780	12/11	11780	62249	SECURE SITE SOLUTIONS INC	50% DEPOSIT-ADDITIONAL CAMERAS & ANALYTIC	13,791.00
Total 11780:						13,791.00
11781	12/11	11781	62166	SO CAL GAS CO	GAS UTILITY BILL-2505 ARTIGAS	53.85
Total 11781:						53.85
11782	12/11	11782	5800	SO CALIFORNIA EDISON	OFFICE & PUMPING POWER	14,766.06
12/11	12/15/2011	11782	5800	SO CALIFORNIA EDISON	OFFICE & PUMPING POWER	1,640.67
Total 11782:						16,406.73
11783	12/11	11783	62325	THE BANK OF NEW YORK MELLON	TRUSTEE FEES-COP	1,800.00
Total 11783:						1,800.00
11784	12/11	11784	5900	THE GAS COMPANY	GAS UTILITY BILL	185.43
Total 11784:						185.43
11785	12/11	11785	6950	UNDERGROUND SERVICE ALERT	SERVICE ALERT	156.00
Total 11785:						156.00
11786	12/11	11786	62329	VERIZON BUSINESS	DATA SERVICES-INTERNET	1,099.38
Total 11786:						1,099.38
11787	12/11	11787	62353	VERIZON BUSINESS	PHONE SYSTEM-VOIP/VOICE LINE	687.30
Total 11787:						687.30
11788	12/11	11788	7700	WALNUT VALLEY WATER DISTRICT	RECLAIMED WATER	668.48
Total 11788:						668.48

GL Period	Check Issue Date	Check Number	Vendor Number	Payee	Description	Check Amount
11789						
12/11	12/15/2011	11789	205	WARREN GRAPHICS	RATE INCREASE LETTER	1,253.67
Total 11789:						1,253.67
11793						
12/11	12/22/2011	11793	117	ACE PELIZON PLUMBING INC	CHECK CLOGGED TOILET-REPLACED SUPPLY LIN	435.00
Total 11793:						435.00
11794						
12/11	12/22/2011	11794	4600	AIRGAS WEST	TANK RENTAL	42.36
Total 11794:						42.36
11795						
12/11	12/22/2011	11795	400	AT&T MOBILITY	MOBILE PHONES, DATA CONNECT, & NOTEBOOK	889.95
Total 11795:						889.95
11796						
12/11	12/22/2011	11796	1400	BADGER METER INC	1 1/2 TURBO 160 RECLAIM TURBO METERS WINT	5,907.30
Total 11796:						5,907.30
11797						
12/11	12/22/2011	11797	62471	BIG CITY PRINT	T-SHIRTS FOR PARADE	506.80
Total 11797:						506.80
11798						
12/11	12/22/2011	11798	1476	BUSINESS CARD (VISA)	CONFERENCE & MISC EXPENSES	110.00
12/11	12/22/2011	11798	1476	BUSINESS CARD (VISA)	CONFERENCE & MISC EXPENSES	32.60
12/11	12/22/2011	11798	1476	BUSINESS CARD (VISA)	CONFERENCE & MISC EXPENSES	322.00
12/11	12/22/2011	11798	1476	BUSINESS CARD (VISA)	CONFERENCE & MISC EXPENSES	256.86
12/11	12/22/2011	11798	1476	BUSINESS CARD (VISA)	CONFERENCE & MISC EXPENSES	27.40
12/11	12/22/2011	11798	1476	BUSINESS CARD (VISA)	CONFERENCE & MISC EXPENSES	121.04
12/11	12/22/2011	11798	1476	BUSINESS CARD (VISA)	CONFERENCE & MISC EXPENSES	2,188.30
Total 11798:						3,058.20
11799						
12/11	12/22/2011	11799	62071	CALIFORNIA LIVING INC	INTERIOR PLANT MAINTENANCE	430.00
Total 11799:						430.00
11800						
12/11	12/22/2011	11800	403	CASELLE INC	CONTRACT SUPPORT CHARGES	3,438.00
Total 11800:						3,438.00
11801						
12/11	12/22/2011	11801	1900	CLINICAL LAB OF S B	WATER SAMPLES	2,719.00
Total 11801:						2,719.00

GL Period	Check Issue Date	Check Number	Vendor Number	Payee	Description	Check Amount
11802						
12/11	12/22/2011	11802	21051	CULVER COMPANY INC	SOYBEAN CRAYONS	883.88
Total 11802:						883.88
11803						
12/11	12/22/2011	11803	62439	CVSTRATEGIES	STRATEGIC COMMUNICATION SERVICES	2,943.75
Total 11803:						2,943.75
11804						
12/11	12/22/2011	11804	32	DAVID A MILLER	MILEAGE REIMBURSEMENT	19.38
Total 11804:						19.38
11805						
12/11	12/22/2011	11805	62075	DC EPPLE	SERVICE MACHINE, CHANGE ENGINE OIL & FILTE	530.53
Total 11805:						530.53
11806						
12/11	12/22/2011	11806	62104	E.H. WACHS COMPANY	FILTER ELEMENT	278.16
Total 11806:						278.16
11807						
12/11	12/22/2011	11807	2300	FEDERAL EXPRESS	POSTAGE	12.94
Total 11807:						12.94
11808						
12/11	12/22/2011	11808	330	FUEL PRO INC	D/O INSPECTION	145.00
Total 11808:						145.00
11809						
12/11	12/22/2011	11809	24701	GRAINGER	TOOLS & SUPPLIES	49.31
12/11	12/22/2011	11809	24701	GRAINGER	TOOLS & SUPPLIES	69.69
Total 11809:						119.00
11810						
12/11	12/22/2011	11810	9155	GRAND CENTRAL RECYCLING	CLEAN CONCRETE	1,830.00
12/11	12/22/2011	11810	9155	GRAND CENTRAL RECYCLING	MIXED BASE	3,171.00
Total 11810:						5,001.00
11811						
12/11	12/22/2011	11811	2600	HACH COMPANY	2668000-NITROGEN-AMMONIA REAGENT SETS, 10	550.14
12/11	12/22/2011	11811	2600	HACH COMPANY	2107169-NITRIVER 3 REAGENT 100/TEST	95.25
12/11	12/22/2011	11811	2600	HACH COMPANY	5191000 PH PROBE	540.00
12/11	12/22/2011	11811	2600	HACH COMPANY	2546902 POTASSIUM, GEL CARTRIDGES 2/PK	12.45
12/11	12/22/2011	11811	2600	HACH COMPANY	SALT BRIDGE SB-P1SV	59.75
12/11	12/22/2011	11811	2600	HACH COMPANY	TAX	169.99
Total 11811:						1,427.58

GL Period	Check Issue Date	Check Number	Vendor Number	Payee	Description	Check Amount
11812						
12/11	12/22/2011	11812	2690	HARPER & ASSOCIATES ENG.	ENGINEERING SERVICES-EXTERIOR PAINTING	418.50
Total 11812:						418.50
11813						
12/11	12/22/2011	11813	348	HDR ENGINEERING INC	ENGINEERING-CUSTOMER DEVELOPMENT	1,864.43
Total 11813:						1,864.43
11814						
12/11	12/22/2011	11814	379	HIGHROAD INFORMATION TECH	MANAGE SERVICE	4,414.01
12/11	12/22/2011	11814	379	HIGHROAD INFORMATION TECH	DATA CENTER	3,052.61
Total 11814:						7,466.62
11815						
12/11	12/22/2011	11815	62435	INDUSTRY PUBLIC UTILITY COMMISS	PUMPING POWER-PUMPSTATION 2A	921.28
Total 11815:						921.28
11816						
12/11	12/22/2011	11816	62226	INLAND DESERT SECURITY &	ANSWERING SERVICE	227.90
Total 11816:						227.90
11817						
12/11	12/22/2011	11817	3050	INLAND WATER WORKS SUPPLY CO	SUPPLIES OF SERVICES	60.90
12/11	12/22/2011	11817	3050	INLAND WATER WORKS SUPPLY CO	1" ARI COMBINATION AV / AR VALVE	3,168.00
12/11	12/22/2011	11817	3050	INLAND WATER WORKS SUPPLY CO	5/8X3/4X1 MUE NL CTS110 AMS LW	864.00
12/11	12/22/2011	11817	3050	INLAND WATER WORKS SUPPLY CO	6 X 1 1/4" HEX DIGGING BAR	92.00
12/11	12/22/2011	11817	3050	INLAND WATER WORKS SUPPLY CO	TAX	360.85
Total 11817:						4,545.75
11818						
12/11	12/22/2011	11818	62066	JANITORIAL SYSTEMS	MONTHLY JANITORIAL SERVICES	600.00
Total 11818:						600.00
11819						
12/11	12/22/2011	11819	3625	MAINTENANCE SHACK INC	TOOL & SUPPLIES	83.74
Total 11819:						83.74
11820						
12/11	12/22/2011	11820	233	MCCALL'S METER SALES & SVC	6" BADGER COMPOUND METER REPAIR	389.75
Total 11820:						389.75
11821						
12/11	12/22/2011	11821	62078	MCKINNEY CONSTRUCTION CO INC	INSTALL WATERMAIN	120,816.00
Total 11821:						120,816.00
11822						
12/11	12/22/2011	11822	62126	METLIFE	EMPLOYEES' BENEFITS-LIFE	235.08

GL Period	Check Issue Date	Check Number	Vendor Number	Payee	Description	Check Amount
12/11	12/22/2011	11822	62126	METLIFE	SHORT & LONG TERM DISABILITY	763.02
Total 11822:						998.10
11823						
12/11	12/22/2011	11823	5775	NATIONAL THEATRE FOR CHILDREN	FINAL PAYMENT/2011-12 SCHOOL TOUR	3,297.00
Total 11823:						3,297.00
11824						
12/11	12/22/2011	11824	189	NOBEL SYSTEMS	UPDATES TO DISTRICTS GIS DATA	1,200.00
12/11	12/22/2011	11824	189	NOBEL SYSTEMS	GIS SUBSCRIPTION SVCS	3,750.00
Total 11824:						4,950.00
11825						
12/11	12/22/2011	11825	46201	PITNEY BOWES GLOBAL FINANCIAL	POSTAGE METER-QUARTERLY BILL	401.29
Total 11825:						401.29
11826						
12/11	12/22/2011	11826	62125	PREMIER ACCESS	EMPLOYEES' DENTAL BENEFITS	2,926.75
12/11	12/22/2011	11826	62125	PREMIER ACCESS	RETIREEES' DENTAL BENEFITS	374.17
Total 11826:						3,300.92
11827						
12/11	12/22/2011	11827	4675	PRINTER TERMINAL SERVICES	REPAIR HP 1320	117.40
Total 11827:						117.40
11828						
12/11	12/22/2011	11828	62447	REEB GOVERNMENT RELATIONS LLC	LOBBYIST	1,500.00
Total 11828:						1,500.00
11829						
12/11	12/22/2011	11829	6500	THERMALAIR INC	MAINTENANCE SERVICE	458.36
Total 11829:						458.36
11830						
12/11	12/22/2011	11830	62154	UNITED BROTHERS MOTOR GROUP I	MAINTENANCE TRUCK 12, 14	774.52
Total 11830:						774.52
11831						
12/11	12/22/2011	11831	7700	WALNUT VALLEY WATER DISTRICT	HALF OF ENGINEERING SERVICES-POMONA REGI	7,384.08
Total 11831:						7,384.08
11832						
12/11	12/22/2011	11832	2212	WHITE NELSON DIEHL EVANS LLP	AUDITING SERVICES FISCAL YR 06/30/11	1,300.00
Total 11832:						1,300.00

GL Period	Check Issue Date	Check Number	Vendor Number	Payee	Description	Check Amount
11833						
12/11	12/22/2011	11833	321	WIENHOFF DRUG TESTING INC	CONSORTIUM FEE	195.00
Total 11833:						195.00
122111						
12/11	12/21/2011	122111	6600	THREE VALLEYS MUN WATER DIST	232.3 AC FT-OCT 2011 WATER	175,380.40
12/11	12/21/2011	122111	6600	THREE VALLEYS MUN WATER DIST	232.3 AC FT-OCT 2011 WATER	5,452.49
Total 122111:						180,832.89
Grand Totals:						1,302,250.88

Summary by General Ledger Account Number

GL Account	Debit	Credit	Proof
11505-0	250,574.77	.00	250,574.77
14300-0	67,226.39	.00	67,226.39
222100	.00	1,302,250.88-	1,302,250.88-
51310-0	711,248.20	.00	711,248.20
51410-5	12,943.51	.00	12,943.51
51510-0	1,010.02	.00	1,010.02
52210-0	1,944.82	.00	1,944.82
52310-0	15,687.34	.00	15,687.34
54209-0	3,240.76	.00	3,240.76
54211-0	7,289.99	.00	7,289.99
54213-0	29,871.95	.00	29,871.95
54214-0	389.75	.00	389.75
54216-0	37,588.83	.00	37,588.83
56210-0	2,196.18	.00	2,196.18
56211-0	2,600.00	.00	2,600.00
56214-0	256.86	.00	256.86
56215-0	5,073.05	.00	5,073.05
56216-0	40.34	.00	40.34
56217-0	86.85	.00	86.85
56218-0	7,769.33	.00	7,769.33
56219-0	3,814.61	.00	3,814.61
56220-0	8,566.00	.00	8,566.00
56221-0	9,663.13	.00	9,663.13
56223-0	358.00	.00	358.00
56312-0	41,929.80	.00	41,929.80
56320-0	2,155.00	.00	2,155.00
56411-0	38,436.57	.00	38,436.57
56413-0	2,926.75	.00	2,926.75
56415-0	661.98	.00	661.98
56416-0	235.08	.00	235.08
56417-0	11,878.37	.00	11,878.37
56418-0	763.02	.00	763.02
56419-0	88.50	.00	88.50
56710-0	1,544.81	.00	1,544.81
56811-0	1,300.00	.00	1,300.00
56812-0	3,772.32	.00	3,772.32
57310-0	7,384.08	.00	7,384.08
57312-0	2,067.98	.00	2,067.98

GL Account	Debit	Credit	Proof
57314-0	893.36	.00	893.36
57315-0	2,719.00	.00	2,719.00
57320-0	80.00	.00	80.00
57321-0	3,973.58	.00	3,973.58
Grand Totals:	<u>1,302,250.88</u>	<u>1,302,250.88-</u>	<u>.00</u>

Report Criteria:

Report type: GL detail

1.4



Rowland Water District Memorandum

To: Kenneth Deck, General Manager

From: Sean S. Henry, Finance Officer

CC:

Date: January 4, 2012

Subject: Investment Update – December 2011

Economic Review: The next meeting of the Federal Reserve is scheduled for January 26th. The last meeting was held on December 13th. The Fed Funds rate remains at a target range of 0 to ¼ percent. At that meeting, the Federal Reserve stated that “the economy has been expanding moderately, notwithstanding some apparent slowing in global growth. Indicators point to some improvement in overall labor market conditions but the unemployment rate remains elevated. Household spending has continued to advance, but business fixed investment appears to be increasing less rapidly and the housing sector remains depressed. Inflation has moderated since earlier in the year, and longer-term inflation expectations have remained stable. ” The latest reading of the Consumer Price Index (CPI) for Los Angeles, Riverside and Orange Counties was 3.2 for the month of November. The previous reading was 3.1 in October.

LAIF Update: LAIF ended the month of December with a yield of 0.39%. This represents no change from the month of November. A comparison with last year shows LAIF .07 basis points lower than December 2010 when the yield stood at .46%.

RWD Investments: Rowland Water District’s bond portfolio carries an average yield of 2.72%, a .08 basis point decrease from the month of November. This represents a 2.33 basis point premium to LAIF. The District had two bond purchases in the month of December. They are 5 year notes with yields of 1.38% and .88%. The District’s CD Placement Program has an effective yield of .80% with an average maturity of 581 days, no change from November.

Rowland Water District
3021 South Fullerton Road
Rowland Heights, CA 91748
Tel (562) 697-1726



ROV WATER DISTRICT
SUMMARY ASH AND INVESTMENTS
FOR MONTH ENDED DECEMBER 31, 2011

CASH
Comerica Bank checking account 44,966.95
Comerica Bank MMIA account 9,907.97
TOTAL CASH 54,874.92

COMERICA SECURITIES CD PLACEMENT NA 1mth - 2 Years NA NA 0.80% 581 2,712,000.00 13.99%

LOCAL AGENCY INVESTMENT FUND (LAIF) NA NA NA 0.39% NA 2,544,856.64 13.12%

Term	Quantity	Purchase Price	Current Price	Maturity Date	Effective Yield	Next Call	Current Value	% of Portfolio
4 Year	250,000.00	99.144	100.000	12/31/11	4.60%	NA	250,000.00	1.29%
US Treasury Note	250,000.00	108.525	100.190	01/15/12	5.75%	NA	250,475.00	1.29%
Fed Home Loan Mig Corp	250,000.00	98.523	101.070	03/31/12	4.50%	NA	252,675.00	1.30%
US Treasury Note	250,000.00	101.321	100.647	04/24/12	1.84%	NA	251,617.50	1.30%
Fed Farm Credit Bank	200,000.00	99.998	102.359	06/30/12	5.01%	NA	204,718.00	1.06%
US Treasury Bill	250,000.00	108.957	103.340	09/20/12	5.50%	NA	258,350.00	1.33%
Fed Home Loan Mig Corp	250,000.00	101.191	100.922	12/15/12	1.13%	NA	252,305.00	1.30%
Fed Home Loan Mig Corp	250,000.00	99.636	103.732	12/11/12	4.13%	NA	259,330.00	1.34%
Fed Home Loan Mig Corp	250,000.00	103.454	103.528	02/27/13	3.38%	NA	258,820.00	1.33%
US Treasury Note	250,000.00	99.902	103.855	04/30/13	3.40%	NA	259,637.50	1.34%
Fed Home Loan Mig Corp	250,000.00	106.933	105.129	06/28/13	3.75%	NA	262,822.50	1.36%
US Treasury Bill	250,000.00	99.864	104.945	07/31/13	3.38%	NA	262,362.50	1.35%
Fed Natl Mig Assn	250,000.00	101.968	104.795	12/11/13	2.41%	NA	261,987.50	1.35%
Fed Natl Mig Assn	250,000.00	99.758	104.110	01/07/14	2.50%	NA	260,275.00	1.34%
Fed Home Loan Mig Corp	250,000.00	100.531	104.548	02/05/14	2.42%	NA	261,370.00	1.35%
Fed Natl Mig Assn	250,000.00	99.749	104.787	03/13/14	2.49%	NA	261,867.50	1.35%
Fed Natl Mig Assn	250,000.00	99.782	104.785	04/17/14	2.63%	NA	261,962.50	1.35%
Fed Farm Credit Bank	250,000.00	100.012	104.534	04/23/14	2.50%	NA	261,335.00	1.35%
Fed Home Loan Mig Corp	250,000.00	99.594	104.368	05/15/14	2.50%	NA	260,920.00	1.35%
Fed Natl Mig Assn	100,000.00	101.835	105.802	11/20/14	2.63%	NA	105,802.00	0.55%
Fed Natl Mig Assn	250,000.00	100.896	106.646	02/09/15	2.88%	NA	266,615.00	1.37%
Fed Home Loan Mig Corp	250,000.00	99.489	106.625	03/31/15	2.50%	NA	266,562.50	1.37%
US Treasury Note	250,000.00	102.016	106.719	04/30/15	2.50%	NA	266,797.50	1.38%
US Treasury Note	250,000.00	102.061	105.507	07/28/15	2.38%	NA	263,767.50	1.36%
Fed Natl Mig Assn	250,000.00	100.266	106.564	03/31/16	2.25%	NA	266,660.00	1.37%
US Treasury Note	250,000.00	101.219	103.383	07/31/16	1.50%	NA	258,457.50	1.30%
Fed Natl Mig Assn	250,000.00	100.639	100.883	11/15/16	1.38%	NA	252,207.50	1.30%
US Treasury Note	250,000.00	99.942	100.305	11/30/16	0.88%	NA	250,762.50	1.29%
Cash Reserve Account					0.00%		81,024.25	1.37%
Total BNY Mellon Investments							7,131,586.75	36.77%

Term	Quantity	Purchase Price	Current Price	Maturity Date	Effective Yield	Next Call	Current Value	% of Portfolio
3 Year	495,000.00	100.323	100.032	01/09/12	2.00%	NA	495,158.40	2.55%
Fed Natl Mig Assn	500,000.00	99.609	100.530	04/20/12	1.88%	NA	502,650.00	2.59%
Fed Natl Mig Assn	500,000.00	99.859	100.924	06/11/12	2.25%	NA	504,620.00	2.60%
Fed Home Loan Bank	500,000.00	101.794	101.372	09/21/12	2.13%	NA	501,791.40	2.59%
Fed Home Loan Mig Corp	1,000,000.00	102.203	103.732	12/21/12	4.13%	NA	1,037,320.00	5.35%
Fed Natl Mig Assn	500,000.00	98.345	103.322	03/08/13	3.13%	NA	516,610.00	2.66%
Fed Home Loan Bank	495,000.00	99.680	101.592	03/20/13	1.63%	NA	502,880.40	2.59%
Fed Home Loan Bank	500,000.00	98.425	103.837	04/09/13	3.25%	NA	519,185.00	2.68%
Fed Natl Mig Assn	495,000.00	100.901	104.790	12/13/13	3.13%	NA	518,710.50	2.67%
Fed Home Loan Bank	240,000.00	100.441	102.060	09/12/14	1.38%	NA	244,944.00	1.26%
Fed Home Loan Bank	300,000.00	106.042	121/21/14	2.75%	NA	318,126.00	1.64%	
Fed Home Loan Bank	245,000.00	99.270	101.475	12/12/14	1.25%	NA	248,613.75	1.28%
Fed Home Loan Bank	480,000.00	100.761	100.406	09/28/16	1.25%	NA	481,948.80	2.48%
Fed Natl Mig Assn	500,000.00	100.710	100.883	11/15/16	1.37%	NA	504,415.00	2.60%
ML Bank Deposit (Cash Account)					0.00%		54,436.32	0.28%
Total Merrill Lynch Investments							6,951,409.57	35.84%
TOTAL INVESTMENTS							19,339,852.96	100%
TOTAL CASH AND INVESTMENTS							19,394,727.88	
Weighted Average Yield of Total Investment Portfolio:					2.11%			

Market values determined by last business day of month values.
All listed investments comply with the District's Statement of Investment Policy as established in Resolution 2-2007.
The District's available cash and investment portfolio provides sufficient cash flow and liquidity to meet all normal obligations for at least a six-month period of time.
NOTE: All interest values shown above are based on annual rates of return.

S. S. JAY

Sean S. Henry, Finance Officer



**COMPARATIVE PURCHASED WATER REPORT
FOR THE MONTH OF NOVEMBER 2011**

SOURCE / DESCRIPTION	2011			2010		
	ACRE-FEET	COST	COST/A.F.	ACRE-FEET	COST	COST/A.F.
WATER CHARGES:						
POTABLE WATER						
TVMWD	564.7	343,360.10	608.04	385.7	266,904.40	692.00
PWR	536.1	404,219.40	754.00	425.5	294,446.00	692.00
	1100.8	747,579.50		811.2	561,350.40	
RECLAIMED WATER	3.4	1,010.02	297.06	1.0	441.28	441.28
TOTAL WATER CHARGES	1,104.2	748,589.52		812.2	561,791.68	
FIXED CHARGES:						
TVMWD--						
CAPACITY RESERVATION		5,452.49			5,517.50	
CONNECTED CAPACITY		-			3,044.54	
WATER USE CHARGE		-			2,216.35	
EQUIV. SMALL METER		-			3,812.64	
		5,452.49			14,591.03	
PWR--						
CAPACITY RESERVATION		7,491.02			7,580.33	
CONNECTED CAPACITY		-			2,455.93	
WATER USE CHARGE		-			5,091.93	
DEPRECIATION		-			-	
REPLACEMENT		-			-	
PWR BUDGET ASSESSMENT		-			-	
		7,491.02			15,128.19	
SUBTOTAL		12,943.51			29,719.22	
TOTAL PURCHASED WATER CHARGES		761,533.03			591,510.90	
AVERAGE WATER CHARGE:		\$ 689.67			\$ 728.28	

1.5

Directors Calendar of Events January 2012

Director Lima scheduled to attend:

January 4 -- TVMWD Workshop at 8 a.m.

January 10 -- RWD Regular Board Meeting at 6 p.m.

January 19 -- PBWA Board Meeting (at RWD) at 7 a.m.

January 24 -- RWD Special Board Meeting: Strategic Planning at 4 p.m.

Director Lu-Yang scheduled to attend:

January 4 -- TVMWD Workshop at 8 a.m.

January 10 -- RWD Regular Board Meeting at 6 p.m.

January 18 -- TVMWD Regular Board Meeting at 8:00 a.m.

January 24 -- RWD Special Board Meeting: Strategic Planning at 4 p.m.

January 26 -- Regional Chamber Board Meeting at 7:30 a.m.

Director Lewis scheduled to attend:

January 9 -- Regional Chamber Governmental Affairs Meeting at noon

January 10 -- RWD Regular Board Meeting at 6 p.m.

January 19 -- PBWA Board Meeting (at RWD) at 7 a.m.

January 24 -- RWD Special Board Meeting: Strategic Planning at 4 p.m.

Director Bellah scheduled to attend:

January 9 -- RHCCC Meeting at 7 p.m.

January 10 -- RWD Regular Board Meeting at 6 p.m.

January 24 -- RWD Special Board Meeting: Strategic Planning at 4 p.m.

Director Rios scheduled to attend:

January 9 -- RHCCC Meeting at 7 p.m.

January 10 -- RWD Regular Board Meeting at 6 p.m.

January 24 -- RWD Special Board Meeting: Strategic Planning at 4 p.m.

January 2012

Sun	Mon	Tues	Wed	Thu	Fri	Sat
1 <i>New Year's Day</i>	2 OFFICE CLOSED	3	4 TVMWD Workshop 8:00 am: Directors Lima and Lu-Yang to attend	5	6	7
8	9 Regional Chamber Governmental Affairs Meeting 12:00 pm: Director Lewis to attend	10 RWD Regular Board Meeting 6:00 pm	11	12	13 OFFICE CLOSED	14
	RHCCC Meeting 7:00 pm: Directors Bellah and Rios to attend					
15	16 <i>M.L. King, Jr. Day</i> OFFICE CLOSED	17	18 TVMWD Board Meeting 8:00 am: Director Lu-Yang to attend	19 PBWA Board Meeting at RWD 7:00 am: Directors Lewis and Lima to attend	20	21
22	23	24 RWD Special Board Meeting 4:00 pm	25	26 Regional Chamber Board Meeting 7:30 am: Director Lu- Yang to attend	27 OFFICE CLOSED	28
29	30	31				

Directors Calendar of Events February 2012

Director Lima scheduled to attend:

- February 1 -- TVMWD Workshop at 8 a.m.
- February 2 -- Project Ad-Hoc Committee Meeting at 4:30 p.m.
- February 14 -- RWD Regular Board Meeting at 6 p.m.
- February 16 -- PBWA Board Meeting (at WVWD) at 9:30 a.m.
- February 16 -- PWR Meeting (at WVWD) at 10:30 a.m.
- February 28 -- RWD Special Board Meeting: Strategic Planning at 4 p.m.

Director Lu-Yang scheduled to attend:

- February 1 -- TVMWD Workshop at 8 a.m.
- February 2 -- Project Ad-Hoc Committee Meeting at 4:30 p.m.
- February 14 -- RWD Regular Board Meeting at 6 p.m.
- February 15 -- TVMWD Regular Board Meeting at 8:00 a.m.
- February 23 -- Regional Chamber Board Meeting at 7:30 a.m.
- February 28 -- RWD Special Board Meeting: Strategic Planning at 4 p.m.

Director Lewis scheduled to attend:

- February 13 -- Regional Chamber Governmental Affairs Meeting at noon
- February 14 -- RWD Regular Board Meeting at 6 p.m.
- February 16 -- PBWA Board Meeting (at WVWD) at 9:30 a.m.
- February 28 -- RWD Special Board Meeting: Strategic Planning at 4 p.m.

Director Bellah scheduled to attend:

- February 13 -- RHCCC Meeting at 7 p.m.
- February 14 -- RWD Regular Board Meeting at 6 p.m.
- February 16 -- PWR Meeting (at WVWD) at 10:30 a.m.
- February 28 -- RWD Special Board Meeting: Strategic Planning at 4 p.m.

Director Rios scheduled to attend:

- February 13 -- RHCCC Meeting at 7 p.m.
- February 14 -- RWD Regular Board Meeting at 6 p.m.
- February 28 -- RWD Special Board Meeting: Strategic Planning at 4 p.m.

February 2012

Sun	Mon	Tues	Wed	Thu	Fri	Sat
			1 TVMWD Workshop 8:00 am: Directors Lima and Lu-Yang to attend	2 Project Ad-Hoc Meeting 4:30 pm: Directors Lima and Lu-Yang to attend	3	4
5	6	7	8	9	10 OFFICE CLOSED	11
12	13 Regional Chamber Governmental Affairs Meeting 12:00 pm: Director Lewis to attend	14 RWD Regular Board Meeting 6:00 pm	15 TVMWD Board Meeting 8:00 am: Director Lu-Yang to attend	16 TVMWD Breakfast 7:30 am: Attendees TBD	17	18
				PBWA (at WVWD) 9:30 am: Directors Lewis and Lima to attend PWR Meeting (at WVWD) 10:30 am: Directors Lima and Bellah to attend		
19	20 <i>Presidents' Day</i> OFFICE CLOSED	21	22	23 Regional Chamber Board Meeting 7:30 am: Director Lu-Yang to attend	24 OFFICE CLOSED	25
26	27	28 RWD Special Board Meeting 4:00 pm	29			

Tab

2

2.1.



DECEMBER 2011 DIRECTOR REIMBURSEMENTS


Director	Date of Meeting/ Event	Meeting/Event Attended	Reimbursable	Non- Reimbursable	Additional Comments <i>(i.e. mileage reimbursement)</i>
Robert W. Lewis					
	12/1/11	ACWA Fall Conference	\$110.00		Parking and mileage
	12/2/11	ACWA Fall Conference Closing Breakfast		X	Parking and mileage claimed only. Opted not to claim stipend.
	12/13/11	RWD Regular Board Meeting	\$110.00		
	12/27/11	RWD Special Board Meeting	\$110.00		
	12/28/11	PBWA Board Meeting (at RWD)	\$110.00		
		TOTAL PAYMENT	\$440.00		
Anthony J. Lima					
	12/7/11	TVMWD Regular Board Meeting	\$110.00		Mileage
	12/9/11	Project Ad Hoc Committee Meeting	\$110.00		
	12/13/11	RWD Regular Board Meeting	\$110.00		
	12/21/11	Holiday Potluck Luncheon at RWD		X	
	12/27/11	RWD Special Board Meeting	\$110.00		
	12/28/11	PBWA Board Meeting (at RWD)	\$110.00		
		TOTAL PAYMENT	\$550.00		

Szu Pei Lu-Yang					
	12/1/11	Regional Chamber Board Meeting	\$110.00		Mileage
	12/7/11	TVMWD Regular Board Meeting	\$110.00		Mileage
	12/8/11	Regional Chamber Holiday Luncheon		X	
	12/9/11	Project Ad Hoc Committee Meeting	\$110.00		
	12/13/11	RWD Regular Board Meeting	\$110.00		
	12/27/11	RWD Special Board Meeting	\$110.00		
		TOTAL PAYMENT	\$550.00		
John Bellah			Per Director Bellah's request— Per diem @\$88.00		
	12/1/11- 12/2/11	ACWA Fall Conference	\$176.00		
	12/13/11	RWD Regular Board Meeting	\$88.00		
	12/15/11	Senator Bob Huff Open House		X	
	12/21/11	Holiday Potluck Luncheon at RWD		X	
	12/27/11	RWD Special Board Meeting	\$88.00		
	12/28/11	PBWA Board Meeting (at RWD)	\$88.00		
		TOTAL PAYMENT	\$440.00		
Teresa P. Rios					
	12/13/11	RWD Regular Board Meeting	\$110.00		
	12/27/11	RWD Special Board Meeting	\$110.00		
	12/28/11	PBWA Board Meeting (at RWD)	\$110.00		
		TOTAL PAYMENT	\$330.00		

APPROVED FOR PAYMENT:

Ken Deck

2.2

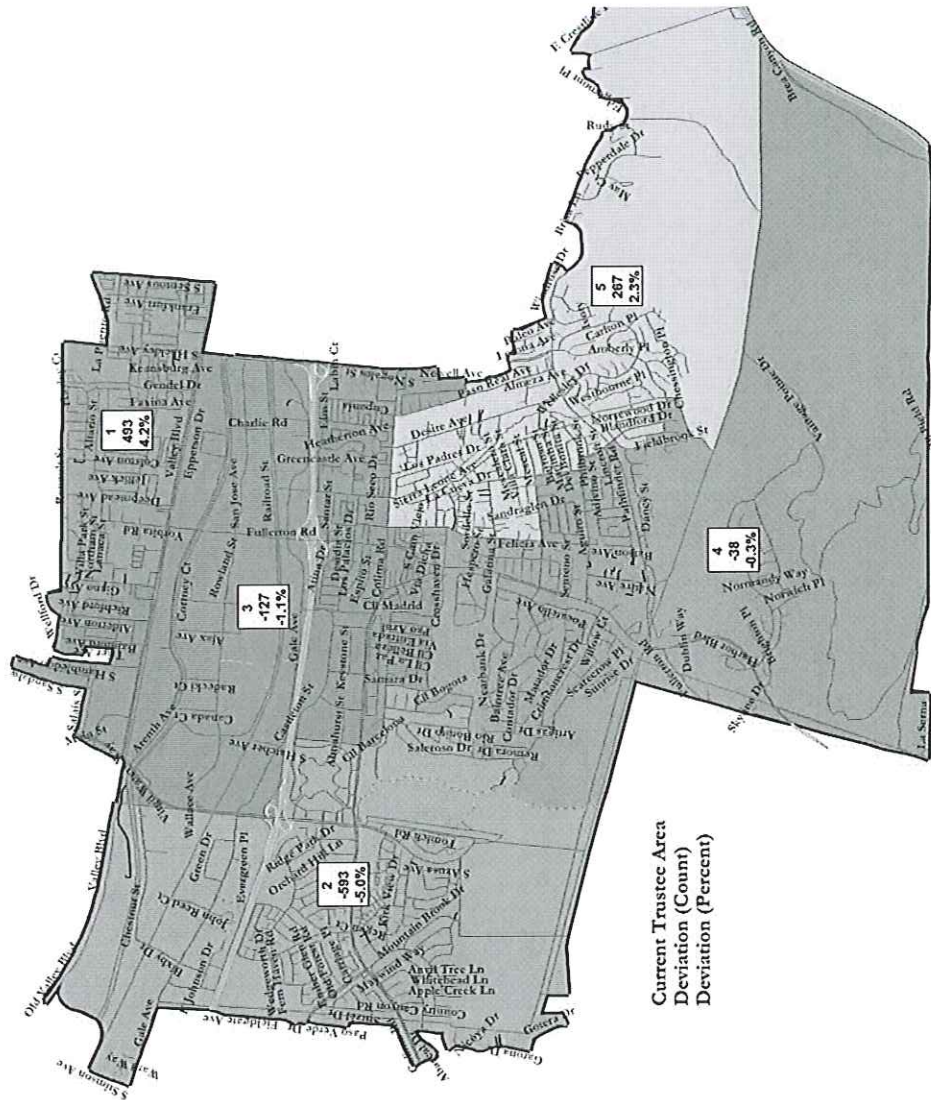


ROWLAND WATER DISTRICT
2011-12 REDISTRICTING

January 10, 2012

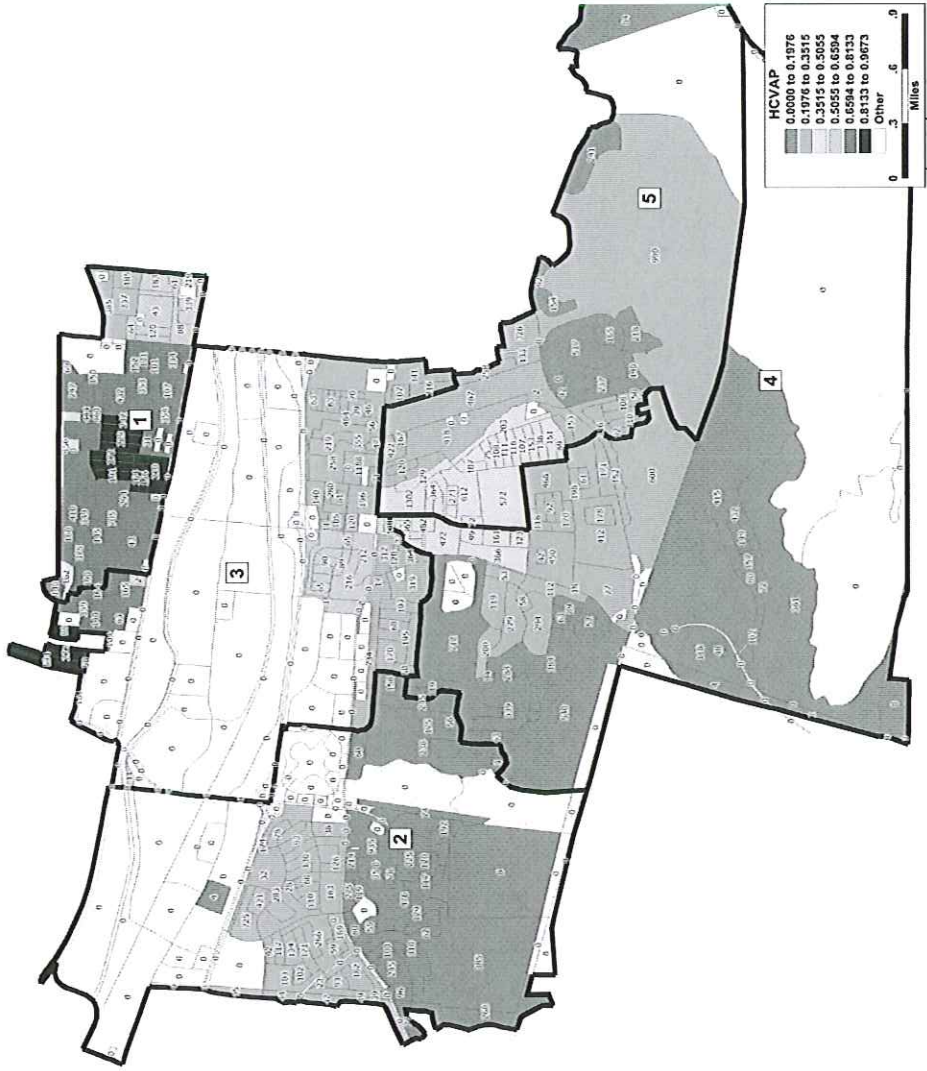
National Demographics Corporation

Current Lines



Current Trustee Area
Deviation (Count)
Deviation (Percent)

HCVAP



Rules: Federal Laws

- **Equal Population among districts**
 - Total population: not voting age population, citizens, or voters
 - All deviations must be minimal & justified by criteria. Being within +/- 5 % is no longer enough.

- **Federal Voting Rights Act**
 - Section 2 – Ensure equal power to elect candidates of choice
 - No packing and no cracking
 - Section 5 – Avoid retrogression
 - No racial gerrymandering
 - Race may not be “predominate” factor. Focus on communities & neighborhoods.

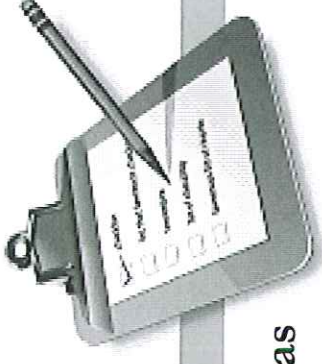
Bill of Rights

Congress for the United States

“We hold these truths to be self-evident, that all men are created equal, that they are endowed by their Creator with certain unalienable Rights, that among these are Life, Liberty and the pursuit of Happiness.”

...the Congress shall have the Power to enforce by appropriate Legislation the Rights secured by this Article to all Persons within the Jurisdiction of the United States, and to punish any Person who shall violate the same. ...

Rules: Traditional Criteria



Reasons identified and approved by the US Supreme Court as justifiable reasons for small population deviations:

- Communities of interest**
- Visible (Natural & man-made) boundaries**
 - Make it easy for residents of a district to understand its borders (and to engage their neighbors in precinct walking or other election activities)
- Compactness & contiguity**
 - Also makes it easier for voters to understand their district's borders.
- Continuity in office**
 - Redistricting, an administrative process, should not tell the voters they can no longer elect a candidate they have previously elected (which is what happens when two or more incumbents are "paired.")
- Population growth**
 - Growth is much less certain in 2011 than it was in 2011, so this is harder to justify than it was in 2001.
- Preserve Core of existing districts**
 - Don't move voters around unless needed to achieve one of the other goals.

Directions from last meeting

6

- Maintain cores of existing districts
- Take necessary steps to reduce population deviation while meeting required criteria

12/13/2011

DRAFT PLANS

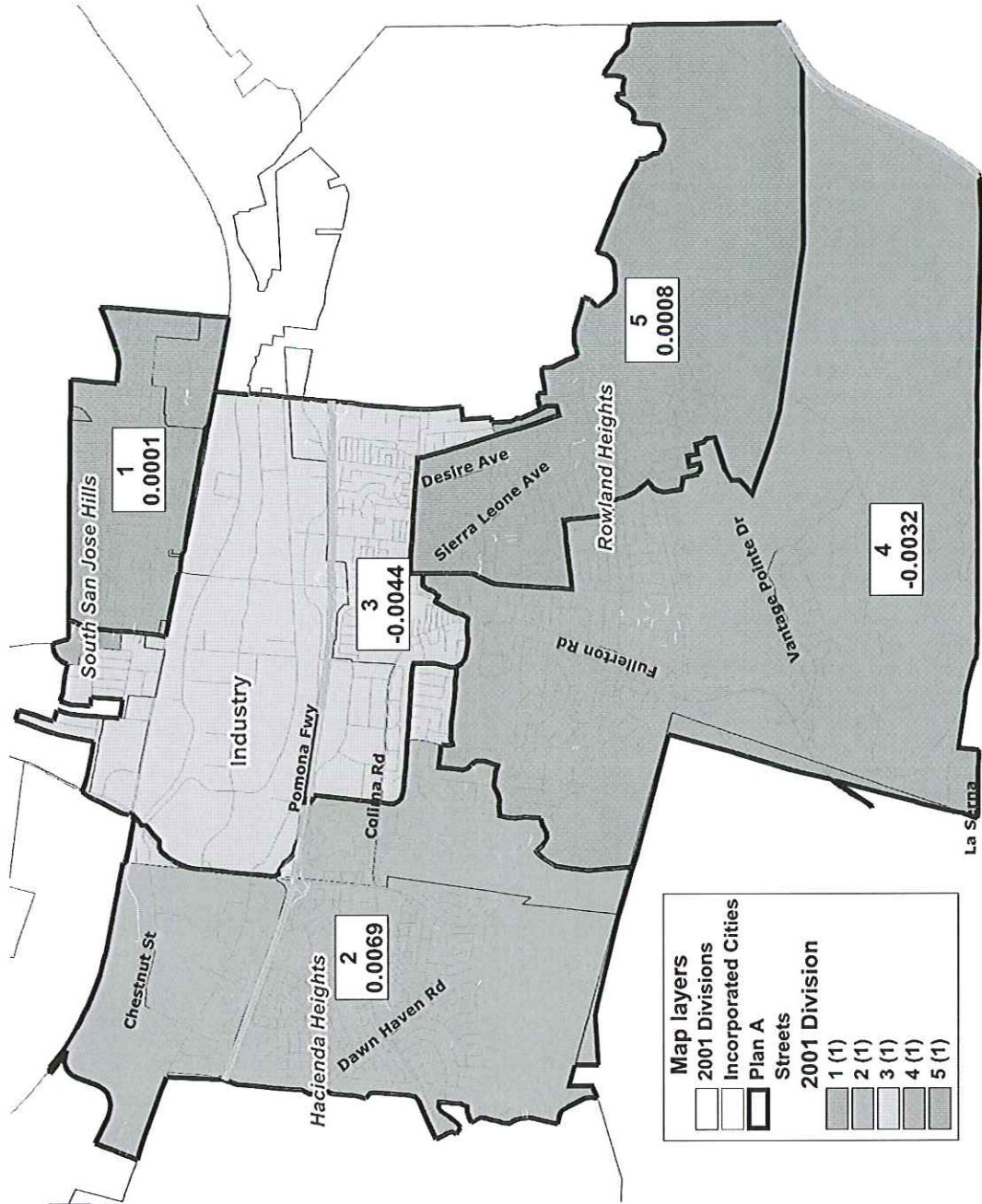
National Demographic Corporation

January 10, 2012

Plan A

8

- "Least change"
- District 1 contracts eastward
- District 2 expands slightly eastward



Plan A - Counts

District	Tot. Pop.	Dev.	% Dev.	NH				NH			
				Hisp	NH Wht	Blk	Ind	DOJ	NH DOJ	DOJ	NH DOJ
1	11,807	1	0.01%	9,104	535	288	32	1,778	17	24	29
2	11,888	82	0.69%	2,655	1,252	192	8	7,642	13	20	106
3	11,754	-52	-0.44%	5,634	769	124	24	5,108	27	3	65
4	11,815	9	0.08%	3,663	906	129	20	7,007	19	3	68
5	11,768	-38	-0.32%	3,160	1,194	187	11	7,090	17	21	88
Total	59,032	134	1.14%	24,216	4,656	920	95	28,625	93	71	356
Ideal	11,806										

Abbreviations:
 Dev. = Deviation
 Hisp = Hispanic
 NH = "Non-Hispanic"
 Wht = White
 Blk = Black / African American
 Ind = Native American
 Asn = Asian American
 Haw or Hwn = Hawaiian and Pacific Islander
 Oth = Other
 OthMR or MR = Multi-Race
 Fil = Filipino
 "DOJ" = Aggregated according to U.S. Department of Justice guidance
 Reg = Voter Registration
 CVAP = Citizen Voting Age Population

District	18+ Pop	H18+				NH18+				NH18+				NH18+				Asn +											
		Pop	Wht	Blk	Ind	DOJ	NH DOJ	DOJ	NH DOJ	DOJ	NH DOJ	DOJ	NH DOJ	DOJ	NH DOJ	Asn.	Hisp.	Reg.	Fil.	Reg.	Fil.	Reg.	Fil.	Reg.	Fil.	Reg.	Fil.	Reg.	Fil.
1	8,344	6,167	452	230	29	1,426	14	11	15	3,918	2,682	221	170	391	221	170	391	221	170	391	221	170	391	221	170	391	221	170	391
2	9,836	1,941	1,117	161	8	6,500	9	15	85	6,614	1,251	3,237	119	3,356	3,237	119	3,356	3,237	119	3,356	3,237	119	3,356	3,237	119	3,356	3,237	119	3,356
3	9,096	3,903	670	100	21	4,324	21	3	54	3,807	1,683	939	171	1,110	939	171	1,110	939	171	1,110	939	171	1,110	939	171	1,110	939	171	1,110
4	9,234	2,519	784	107	11	5,753	14	2	44	4,332	1,013	1,909	146	2,055	1,909	146	2,055	1,909	146	2,055	1,909	146	2,055	1,909	146	2,055	1,909	146	2,055
5	9,334	2,274	1,043	148	10	5,760	12	17	70	5,003	1,318	1,976	112	2,088	1,976	112	2,088	1,976	112	2,088	1,976	112	2,088	1,976	112	2,088	1,976	112	2,088
Total	45,844	16,804	4,066	746	79	23,763	70	48	268	23,674	7,947	8,282	718	9,000	8,282	718	9,000	8,282	718	9,000	8,282	718	9,000	8,282	718	9,000	8,282	718	9,000

District	Special Tabulation												American Community Survey (ACS)													
	Total	Hisp	NH Wht	NH Blk	NH Asn	NH Ind	NH Hwn	NH MR	Total	Hisp	NH Wht	NH Blk	NH Asn	NH Ind	NH Hwn	NH MR	NH Oth	Total	Hisp	NH Wht	NH Blk	NH Asn	NH Ind	NH Hwn	NH MR	NH Oth
1	5,164	3,602	483	190	856	4	0	14	5,132	3,527	489	191	933	39	0	271	1,103	5,132	3,527	489	191	933	39	0	271	1,103
2	7,955	1,399	1,370	163	4,984	41	0	8	8,067	1,467	1,395	169	4,864	23	35	107	658	8,067	1,467	1,395	169	4,864	23	35	107	658
3	5,972	2,607	754	109	2,478	16	0	6	5,861	2,539	702	83	2,518	57	0	41	1,093	5,861	2,539	702	83	2,518	57	0	41	1,093
4	6,125	1,802	880	70	3,359	0	13	0	5,872	1,748	925	75	3,096	10	12	28	1,052	5,872	1,748	925	75	3,096	10	12	28	1,052
5	5,881	1,368	1,192	47	3,230	17	18	4	6,348	1,511	1,175	72	3,532	10	17	64	856	6,348	1,511	1,175	72	3,532	10	17	64	856
Total	31,097	10,778	4,679	579	14,907	78	31	32	31,280	10,792	4,686	590	14,943	139	64	511	4,762	31,280	10,792	4,686	590	14,943	139	64	511	4,762

Plan A - Percentages

Districts	% NH18+		% NH18+		% NH18+		% NH18+		% NH18+		% NH18+	
	Whit	Blk	DOJ	Ind	DOJ	Asn	Hwn	DOJ	Oth	DOJ	Oth	DOJ
1	77.1%	4.5%	2.4%	0.3%	15.1%	0.1%	0.2%	0.2%	0.2%	0.2%	0.2%	0.2%
2	22.3%	10.5%	1.6%	0.1%	64.3%	0.1%	0.2%	0.2%	0.2%	0.2%	0.2%	0.9%
3	47.9%	6.5%	1.1%	0.2%	43.5%	0.2%	0.0%	0.0%	0.6%	0.6%	0.6%	0.6%
4	31.0%	7.7%	1.1%	0.2%	59.3%	0.2%	0.0%	0.0%	0.6%	0.6%	0.6%	0.6%
5	26.9%	10.1%	1.6%	0.1%	60.2%	0.1%	0.2%	0.2%	0.7%	0.7%	0.7%	0.7%
Total	41.0%	7.9%	1.6%	0.2%	48.5%	0.2%	0.1%	0.1%	0.6%	0.6%	0.6%	0.6%

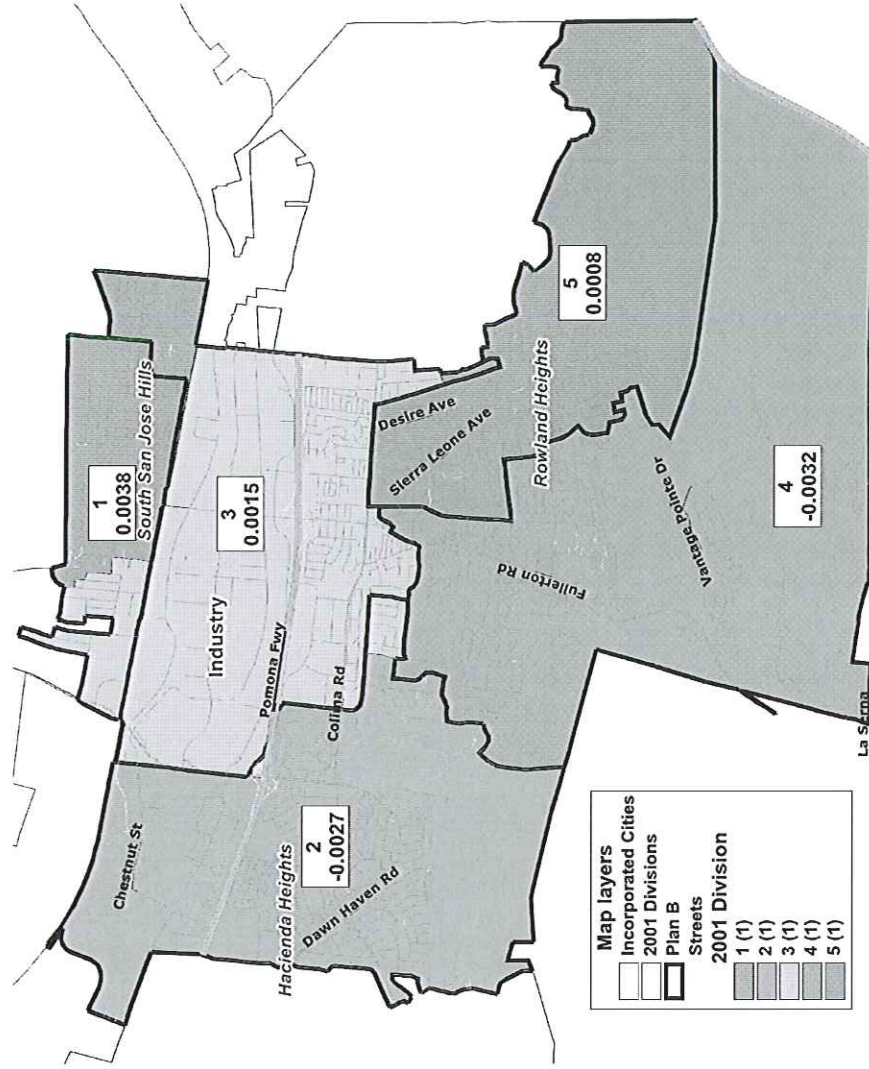
Abbreviations:
 Dev. = Deviation
 Hisp = Hispanic
 NH = "Non-Hispanic"
 Wht = White
 Blk = Black / African American
 Ind = Native American
 Asn = Asian American
 Haw or Hwn = Hawaiian and Pacific Islander
 Oth = Other
 OthMR or MR = Multi-Race
 Fil = Filipino
 "DOJ" = Aggregated according to U.S. Department of Justice guidance
 Reg = Voter Registration
 CVAP = Citizen Voting Age Population

Districts	% H18+		% NH18+		% NH18+		% NH18+		% NH18+		% NH18+		% NH18+		% NH18+	
	Pop	Whit	Blk	DOJ	Ind	DOJ	Asn	Hwn	DOJ	Oth	DOJ	Oth	DOJ	Oth	DOJ	Oth
1	73.9%	5.4%	2.8%	0.3%	17.1%	0.2%	0.1%	0.2%	0.2%	0.2%	0.2%	0.2%	0.2%	0.2%	0.2%	0.2%
2	19.7%	11.4%	1.6%	0.1%	66.1%	0.1%	0.2%	0.2%	0.9%	0.9%	0.9%	0.9%	0.9%	0.9%	0.9%	0.9%
3	42.9%	7.4%	1.1%	0.2%	47.5%	0.2%	0.0%	0.0%	0.6%	0.6%	0.6%	0.6%	0.6%	0.6%	0.6%	0.6%
4	27.3%	8.5%	1.2%	0.1%	62.3%	0.2%	0.0%	0.0%	0.5%	0.5%	0.5%	0.5%	0.5%	0.5%	0.5%	0.5%
5	24.4%	11.2%	1.6%	0.1%	61.7%	0.1%	0.2%	0.2%	0.7%	0.7%	0.7%	0.7%	0.7%	0.7%	0.7%	0.7%
Total	36.7%	8.9%	1.6%	0.2%	51.8%	0.2%	0.1%	0.1%	0.6%	0.6%	0.6%	0.6%	0.6%	0.6%	0.6%	0.6%

Districts	Special Tabulation												American Community Survey (ACS)													
	% Total CVAP	% Hisp CVAP	% NH Wht CVAP	% NH Blk CVAP	% NH Ind CVAP	% NH Hwn CVAP	% NH MR CVAP	% NH Oth CVAP	% NH Wht CVAP	% NH Blk CVAP	% NH Ind CVAP	% NH Hwn CVAP	% NH MR CVAP	% NH Oth CVAP	% Total CVAP	% Hisp CVAP	% NH Wht CVAP	% NH Blk CVAP	% NH Ind CVAP	% NH Hwn CVAP	% NH MR CVAP	% NH Oth CVAP				
1	61.9%	69.8%	9.4%	3.7%	16.6%	0.1%	0.0%	0.3%	61.5%	68.7%	9.5%	3.7%	18.2%	0.8%	0.0%	5.3%	21.5%	61.5%	68.7%	9.5%	3.7%	18.2%	0.8%	0.0%	5.3%	21.5%
2	80.9%	17.6%	17.2%	2.0%	62.7%	0.5%	0.0%	0.1%	82.0%	18.2%	17.3%	2.1%	60.3%	0.3%	0.4%	1.3%	8.2%	82.0%	18.2%	17.3%	2.1%	60.3%	0.3%	0.4%	1.3%	8.2%
3	65.7%	43.7%	12.6%	1.8%	41.5%	0.3%	0.0%	0.1%	64.4%	43.3%	12.0%	1.4%	43.0%	1.0%	0.0%	0.7%	18.6%	64.4%	43.3%	12.0%	1.4%	43.0%	1.0%	0.0%	0.7%	18.6%
4	66.3%	29.4%	14.4%	1.1%	54.8%	0.0%	0.2%	0.0%	63.6%	29.8%	15.8%	1.3%	52.7%	0.2%	0.2%	0.5%	17.9%	63.6%	29.8%	15.8%	1.3%	52.7%	0.2%	0.2%	0.5%	17.9%
5	63.0%	23.3%	20.3%	0.8%	54.9%	0.3%	0.1%	0.1%	68.0%	23.8%	18.5%	1.1%	55.6%	0.2%	0.3%	1.0%	13.5%	68.0%	23.8%	18.5%	1.1%	55.6%	0.2%	0.3%	1.0%	13.5%
Total	67.8%	34.7%	15.0%	1.9%	47.9%	0.3%	0.1%	0.1%	68.2%	34.5%	15.0%	1.9%	47.8%	0.4%	0.2%	1.6%	15.2%	68.2%	34.5%	15.0%	1.9%	47.8%	0.4%	0.2%	1.6%	15.2%

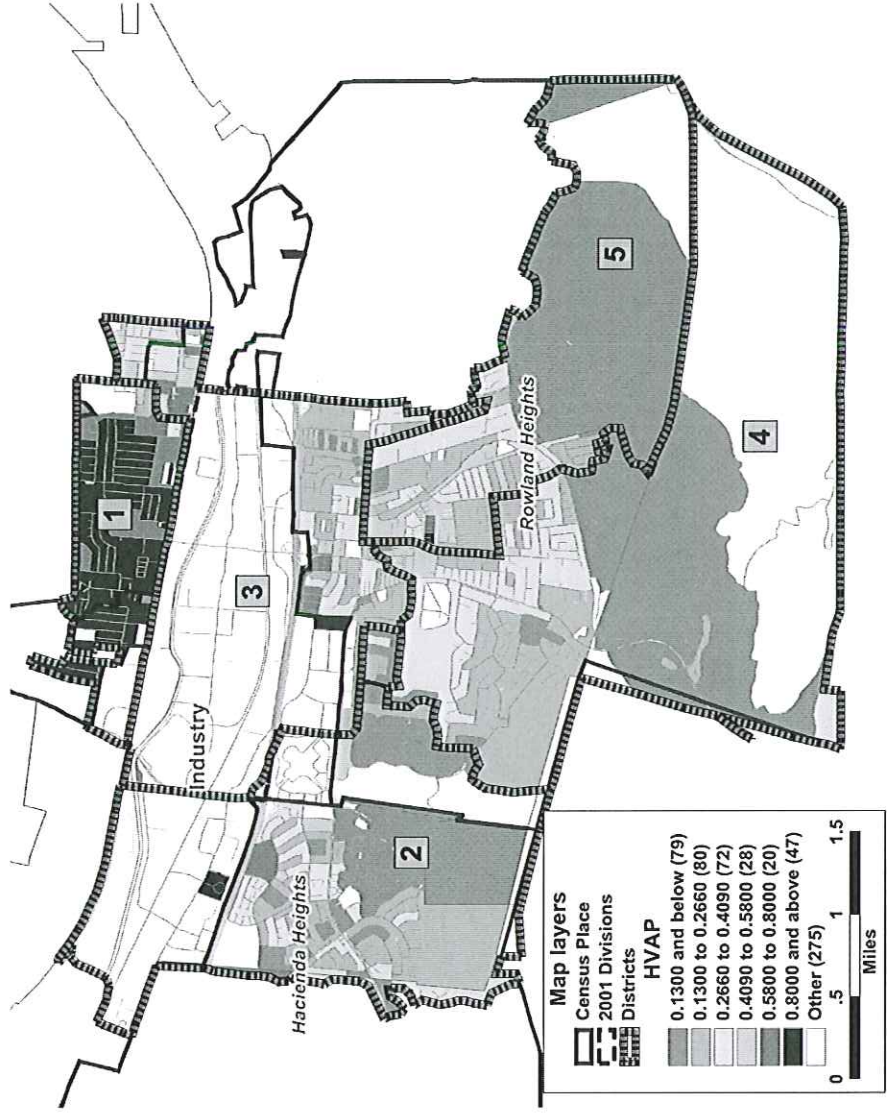
Plan B

- Alternative approach
- Remaining changes identical to Plan A



Plan B

- Different approach to representing the Hispanic community



Plan B - Counts

Districts	Tot. Pop.	Dev.	% Dev.	NH			NH			NH		
				Hisp	NH Wht	Blk	DOJ	NH DOJ	DOJ	Asn	NH DOJ	DOJ
1	11,851	45	0.38%	10,441	368	77	24	883	21	16	21	
2	11,774	-32	-0.27%	2,634	1,244	192	8	7,561	13	20	102	
3	11,824	18	0.15%	4,318	944	335	32	6,084	23	11	77	
4	11,815	9	0.08%	3,663	906	129	20	7,007	19	3	68	
5	11,768	-38	-0.32%	3,160	1,194	187	11	7,090	17	21	88	
Total	59,032	83	0.70%	24,216	4,656	920	95	28,625	93	71	356	
Ideal	11,806											

Abbreviations:
 Dev. = Deviation
 Hisp = Hispanic
 NH = "Non-Hispanic"
 Wht = White
 Blk = Black / African American
 Ind = Native American
 Asn = Asian American
 Haw or Hwn = Hawaiian and Pacific Islander
 Oth = Other
 OthMR or MR = Multi-Race
 Fil = Filipino
 "DOJ" = Aggregated according to U.S. Department of Justice guidance
 Reg = Voter Registration
 CVAP = Citizen Voting Age Population

Districts	18+ Pop	H18+			NH18+			NH18+			NH18+			NH18+			Asn +							
		Pop	Wht	NH18+ DOJ	Ind	Blk	DOJ	Hwn	DOJ	Oth	Asn	Reg.	Asn.	Hisp.	Reg.	Asn.	Reg.	Asn.	Reg.	Tot. Vote.	Hisp. Vote.	Asn. Vote.	Fil. Vote.	Asn + Fil. Vote.
1	8,211	7,047	309	68	20	724	18	10	15	3,600	2,875	93	107	200	1,451	1,157	23	47	70					
2	9,748	1,926	1,114	161	8	6,433	9	15	82	6,548	1,241	3,205	115	3,320	3,066	687	1,206	68	1,274					
3	9,317	3,038	816	262	30	5,093	17	4	57	4,191	1,500	1,099	238	1,337	1,637	627	344	100	444					
4	9,234	2,519	784	107	11	5,753	14	2	44	4,332	1,013	1,909	146	2,055	1,752	435	638	66	704					
5	9,334	2,274	1,043	148	10	5,760	12	17	70	5,003	1,318	1,976	112	2,088	2,264	676	658	59	717					
Total	45,844	16,804	4,066	746	79	23,763	70	48	268	23,674	7,947	8,282	718	9,000	10,170	3,582	2,869	340	3,209					

		Special Tabulation												American Community Survey (ACS)																			
Districts	Total	Hisp		NH Wht		NH Blk		NH Asn		NH Ind		NH Hwn		NH MR		Total		Hisp		NH Wht		NH Blk		NH Asn		NH Ind		NH Hwn		NH MR		NH Oth	
		CVAP	CVAP	CVAP	CVAP	CVAP	CVAP	CVAP	CVAP	CVAP	CVAP	CVAP	CVAP	CVAP	CVAP	CVAP	CVAP	CVAP	CVAP	CVAP	CVAP	CVAP	CVAP	CVAP	CVAP	CVAP	CVAP	CVAP	CVAP	CVAP	CVAP	CVAP	CVAP
1	4,692	3,702	437	38	495	5	0	0	0	0	0	0	0	0	4,737	3,700	432	77	544	71	0	226	1,017										
2	7,879	1,375	1,360	160	4,947	41	0	8	8,001	1,450	1,387	167	4,826	23	35	107	648																
3	6,520	2,531	810	264	2,876	15	0	20	6,322	2,383	767	199	2,945	25	0	86	1,189																
4	6,125	1,802	880	70	3,359	0	13	0	5,872	1,748	925	75	3,096	10	12	28	1,052																
5	5,881	1,368	1,192	47	3,230	17	18	4	6,348	1,511	1,175	72	3,532	10	17	64	856																
Total	31,097	10,778	4,679	579	14,907	78	31	32	31,280	10,792	4,686	590	14,943	139	64	511	4,762																

Plan B - Percentages

Districts	% NH18+		% NH		% NH		% NH		% NH		% NH		% NH		% NH	
	Pop	Wh	DOJ	Blk	DOJ	Blk	DOJ	Blk	DOJ	Blk	DOJ	Blk	DOJ	Blk	DOJ	Blk
1	88.1%	3.1%	0.6%	0.2%	0.2%	7.5%	0.2%	0.1%	0.2%	0.1%	0.2%	0.2%	0.1%	0.2%	0.1%	0.2%
2	22.4%	10.6%	1.6%	0.1%	0.1%	64.2%	0.1%	0.1%	0.2%	0.2%	0.9%	0.1%	0.2%	0.1%	0.9%	0.1%
3	36.5%	8.0%	2.8%	0.3%	0.3%	51.5%	0.2%	0.1%	0.2%	0.1%	0.7%	0.1%	0.2%	0.1%	0.7%	0.1%
4	31.0%	7.7%	1.1%	0.2%	0.2%	59.3%	0.2%	0.0%	0.2%	0.0%	0.6%	0.0%	0.2%	0.0%	0.6%	0.0%
5	26.9%	10.1%	1.6%	0.1%	0.1%	60.2%	0.1%	0.2%	0.1%	0.2%	0.7%	0.1%	0.2%	0.1%	0.7%	0.1%
Total	41.0%	7.9%	1.6%	0.2%	0.2%	48.5%	0.2%	0.1%	0.2%	0.1%	0.6%	0.1%	0.2%	0.1%	0.6%	0.1%

Abbreviations:
 Dev. = Deviation
 Hisp = Hispanic
 NH = "Non-Hispanic"
 Wht = White
 Blk = Black / African American
 Ind = Native American
 Asn = Asian American
 Haw or Hwn = Hawaiian and Pacific Islander
 Oth = Other
 OthMR or MR = Multi-Race
 Fil = Filipino
 "DOJ" = Aggregated according to U.S. Department of Justice guidance
 Reg = Voter Registration
 CVAP = Citizen Voting Age Population

Districts	% H18+		% NH18+		% NH18+		% NH18+		% NH18+		% NH18+		% NH18+		% NH18+		% NH18+	
	Pop	Wh	DOJ	Blk	DOJ	Blk	DOJ	Blk	DOJ	Blk	DOJ	Blk	DOJ	Blk	DOJ	Blk	DOJ	Blk
1	85.8%	3.8%	0.8%	0.2%	0.2%	8.8%	0.2%	0.1%	0.2%	0.1%	0.2%	0.2%	0.1%	0.2%	0.1%	0.2%	0.1%	0.2%
2	19.8%	11.4%	1.7%	0.1%	0.1%	66.0%	0.1%	0.2%	0.8%	0.2%	0.8%	0.2%	0.1%	0.2%	0.1%	0.2%	0.1%	0.2%
3	32.6%	8.8%	2.8%	0.3%	0.3%	54.7%	0.2%	0.0%	0.6%	0.0%	0.6%	0.0%	0.0%	0.0%	0.0%	0.0%	0.0%	0.0%
4	27.3%	8.5%	1.2%	0.1%	0.1%	62.3%	0.2%	0.0%	0.5%	0.0%	0.5%	0.0%	0.0%	0.0%	0.0%	0.0%	0.0%	0.0%
5	24.4%	11.2%	1.6%	0.1%	0.1%	61.7%	0.1%	0.2%	0.7%	0.2%	0.7%	0.1%	0.2%	0.1%	0.2%	0.1%	0.2%	0.1%
Total	36.7%	8.9%	1.6%	0.2%	0.2%	51.8%	0.2%	0.1%	0.6%	0.1%	0.6%	0.1%	0.2%	0.1%	0.2%	0.1%	0.2%	0.1%


American Community Survey (ACS)																		
Districts	% Total		% Hisp		% Asn.		% Hisp.		% Asn.		% Hisp.		% Asn.		% Hisp.		% Asn.	
	CVAP	CVAP	CVAP	CVAP	CVAP	CVAP	CVAP	CVAP	CVAP	CVAP	CVAP	CVAP	CVAP	CVAP	CVAP	CVAP	CVAP	CVAP
1	57.1%	78.9%	9.3%	0.8%	10.5%	0.1%	0.0%	0.0%	0.0%	0.0%	0.0%	0.0%	0.0%	0.0%	0.0%	0.0%	0.0%	0.0%
2	80.8%	17.5%	17.3%	2.0%	62.8%	0.5%	0.0%	0.1%	0.1%	0.1%	0.1%	0.1%	0.1%	0.1%	0.1%	0.1%	0.1%	0.1%
3	70.0%	38.8%	12.4%	4.0%	44.1%	0.2%	0.0%	0.3%	0.3%	0.3%	0.3%	0.3%	0.3%	0.3%	0.3%	0.3%	0.3%	0.3%
4	66.3%	29.4%	14.4%	1.1%	54.8%	0.0%	0.2%	0.0%	0.0%	0.0%	0.0%	0.0%	0.0%	0.0%	0.0%	0.0%	0.0%	0.0%
5	63.0%	23.3%	20.3%	0.8%	54.9%	0.3%	0.3%	0.1%	0.1%	0.1%	0.1%	0.1%	0.1%	0.1%	0.1%	0.1%	0.1%	0.1%
Total	67.8%	34.7%	15.0%	1.9%	47.9%	0.3%	0.1%	0.1%	0.1%	0.1%	0.1%	0.1%	0.1%	0.1%	0.1%	0.1%	0.1%	0.1%

Special Tabulation

FEEDBACK, COMMENTS, QUESTIONS

January 10, 2012

National Demographic Corporation



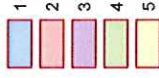


Rowland Water District District Divisions

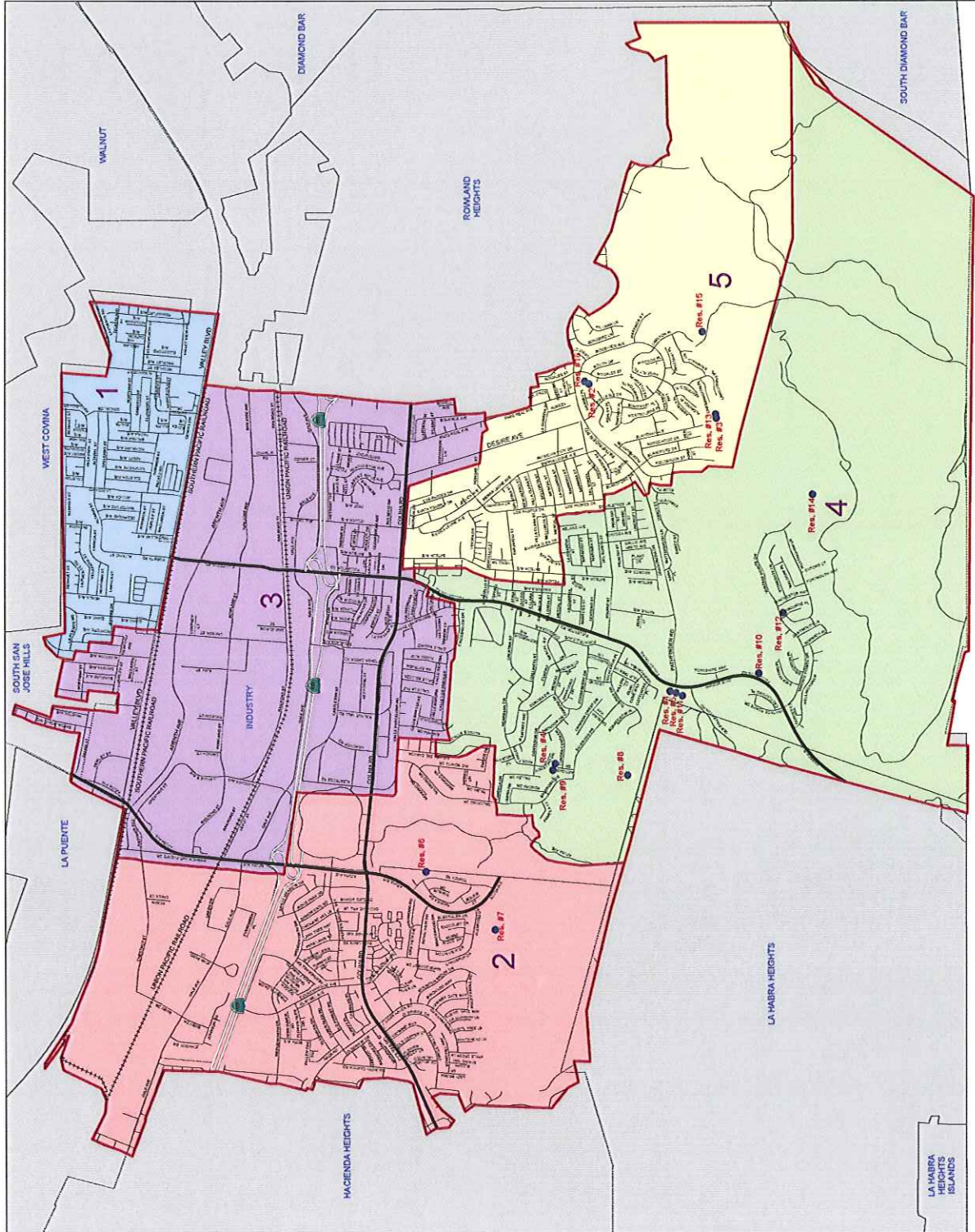
Legend

- Reservoirs
- ++++ Railroads
- ==== Highway
- Major
- Other
- City Boundaries

District Divisions



Scale 1:16000
August 31, 2010



Distri cts	Tot. Pop.	Dev.	% Dev.	NH				NH				NH						
				Hisp	NH Wht	Blk	DOJ	DOJ	NH	DOJ	NH	DOJ	NH	DOJ	NH	DOJ	Oth	
1	11,807	1	0.01%	9,104	535	288	32	1,778	17	24	29							
2	11,888	82	0.69%	2,655	1,252	192	8	7,642	13	20	106							
3	11,754	-52	-0.44%	5,634	769	124	24	5,108	27	3	65							
4	11,815	9	0.08%	3,663	906	129	20	7,007	19	3	68							
5	11,768	-38	-0.32%	3,160	1,194	187	11	7,090	17	21	88							
Total	59,032	134	1.14%	24,216	4,656	920	95	28,625	93	71	356							
Ideal	11,806																	

Abbreviations:
Dev. = Deviation
Hisp = Hispanic
NH = "Non-Hispanic"
Wht = White
Blk = Black / African American
Ind = Native American
Asn = Asian American
Haw or Hwn = Hawaiian and Pacific Islander
Oth = Other
OthMR or MR = Multi-Race
Fil = Filipino
"DOJ" = Aggregated according to U.S. Department of Justice guidance
Reg = Voter Registration
CVAP = Citizen Voting Age Population

Distri cts	NH18+ NH18+ NH18+ NH18+												Asn +				Asn +				
	H18+ Pop	NH18+ Wht	NH18+ Blk	NH18+ Ind	NH18+ DOJ	NH18+ Asn	NH18+ Hwn	NH18+ Oth	NH18+ MR	Hisp. Reg.	Asn. Reg.	Fil. Reg.	Asn. Reg.	Fil. Reg.	Asn. Reg.	Fil. Reg.	Tot. Vote.	Hisp. Vote.	Asn. Vote.	Fil. Vote.	Asn + Vote.
1	8,344	6,167	452	230	29	1,426	14	11	15	3,918	2,682	221	170	391	1,601	1,097	69	70	139		
2	9,836	1,941	1,117	161	8	6,500	9	15	85	6,614	1,251	3,237	119	3,356	3,098	692	1,221	70	1,291		
3	9,096	3,903	670	100	21	4,324	21	3	54	3,807	1,683	939	171	1,110	1,455	682	283	75	358		
4	9,234	2,519	784	107	11	5,753	14	2	44	4,332	1,013	1,909	146	2,055	1,752	435	638	66	704		
5	9,334	2,274	1,043	148	10	5,760	12	17	70	5,003	1,318	1,976	112	2,088	2,264	676	658	59	717		
Total	45,844	16,804	4,066	746	79	23,763	70	48	268	23,674	7,947	8,282	718	9,000	10,170	3,582	2,869	340	3,209		

Distri cts	Special Tabulation												American Community Survey (ACS)													
	Total CVAP	Hisp CVAP	NH Wht CVAP	NH Blk CVAP	NH Ind CVAP	NH DOJ CVAP	NH Hwn CVAP	NH MR CVAP	Total CVAP	Hisp CVAP	NH Wht CVAP	NH Blk CVAP	NH Ind CVAP	NH Asn CVAP	NH Hwn CVAP	NH MR CVAP	NH Oth CVAP	Total CVAP	Hisp CVAP	NH Wht CVAP	NH Blk CVAP	NH Ind CVAP	NH Asn CVAP	NH Hwn CVAP	NH MR CVAP	NH Oth CVAP
1	5,164	3,602	483	190	856	4	0	14	5,132	3,527	489	191	933	39	0	271	1,103	5,132	3,527	489	191	933	39	0	271	1,103
2	7,955	1,399	1,370	163	4,984	41	0	8	8,067	1,467	1,395	169	4,864	23	35	107	658	8,067	1,467	1,395	169	4,864	23	35	107	658
3	5,972	2,607	754	109	2,478	16	0	6	5,861	2,539	702	83	2,518	57	0	41	1,093	5,861	2,539	702	83	2,518	57	0	41	1,093
4	6,125	1,802	880	70	3,359	0	13	0	5,872	1,748	925	75	3,096	10	12	28	1,052	5,872	1,748	925	75	3,096	10	12	28	1,052
5	5,881	1,368	1,192	47	3,230	17	18	4	6,348	1,511	1,175	72	3,532	10	17	64	856	6,348	1,511	1,175	72	3,532	10	17	64	856
Total	31,097	10,778	4,679	579	14,907	78	31	32	31,280	10,792	4,686	590	14,943	139	64	511	4,762	31,280	10,792	4,686	590	14,943	139	64	511	4,762

NDC Plan A
Demographics

Abbreviations:
Dev. = Deviation
Hispanic = Hispanic
NH = "Non-Hispanic"
Whit = White
Blk = Black / African American
Ind = Native American
Asn = Asian American
Haw or Hwn = Hawaiian and Pacific Islander
Oth = Other
OthMR or MR = Multi-Race
Fil = Filipino
"DOJ" = Aggregated according to U.S. Department of Justice guidance
Reg = Voter Registration
CVAP = Citizen Voting Age Population

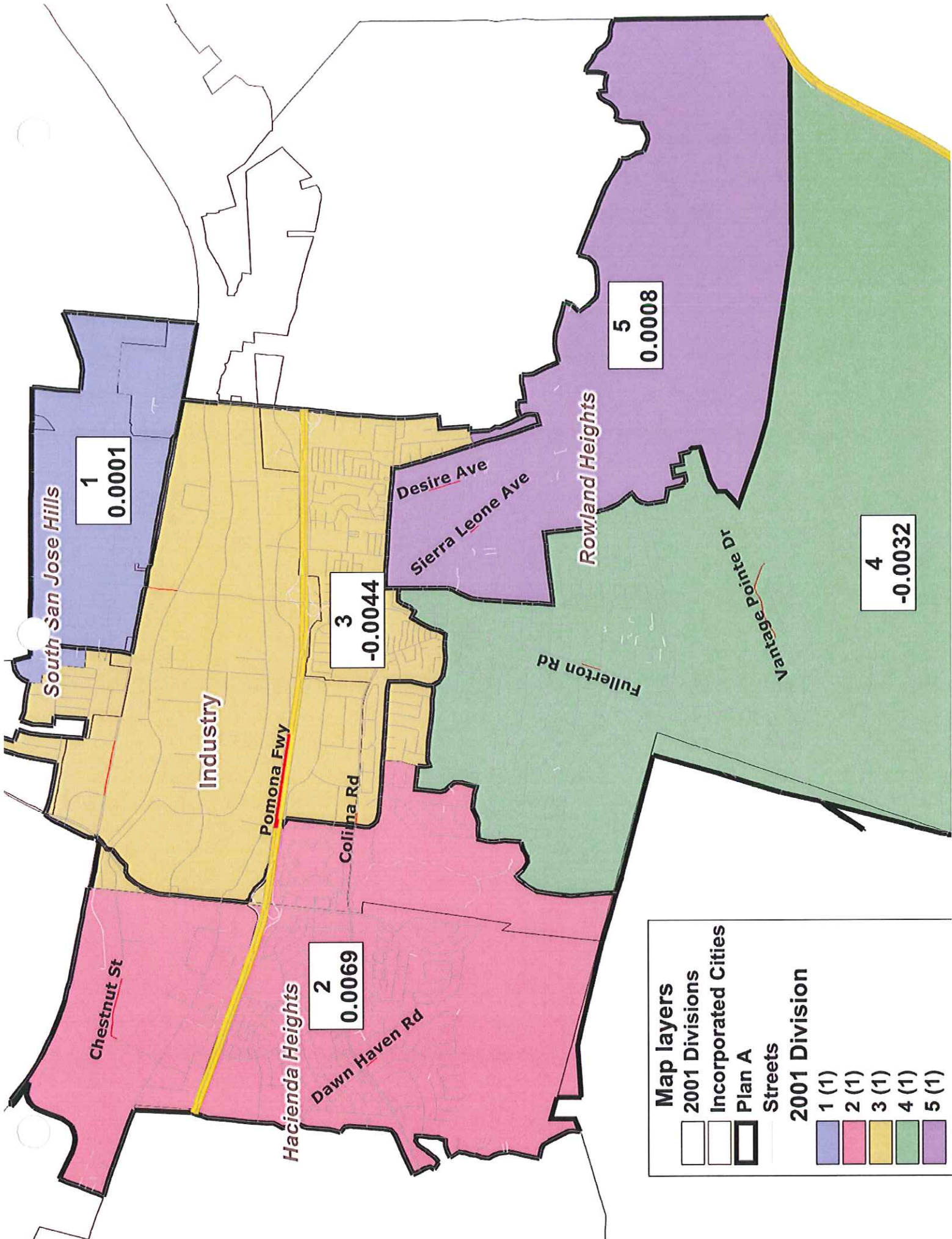
Distri cts	% Hisp.		% NH		% NH		% NH		% NH		% NH	
	Whit	DOJ	Blk	DOJ	Ind	DOJ	Hwn	DOJ	Oth	DOJ	Oth	MR
1	77.1%	4.5%	2.4%	0.3%	15.1%	0.1%	0.2%	0.2%	0.2%	0.2%	0.2%	0.2%
2	22.3%	10.5%	1.6%	0.1%	64.3%	0.1%	0.2%	0.2%	0.2%	0.2%	0.2%	0.9%
3	47.9%	6.5%	1.1%	0.2%	43.5%	0.2%	0.0%	0.0%	0.0%	0.6%	0.6%	0.6%
4	31.0%	7.7%	1.1%	0.2%	59.3%	0.2%	0.0%	0.0%	0.0%	0.6%	0.6%	0.6%
5	26.9%	10.1%	1.6%	0.1%	60.2%	0.1%	0.2%	0.2%	0.2%	0.7%	0.7%	0.7%
Total	41.0%	7.9%	1.6%	0.2%	48.5%	0.2%	0.1%	0.1%	0.1%	0.6%	0.6%	0.6%

Distri cts	% H18+		% NH18+		% NH18+		% NH18+		% NH18+		% Asn +	
	Pop	Whit	DOJ	Blk	DOJ	Ind	DOJ	Hwn	DOJ	Oth	MR	Vote.
1	73.9%	5.4%	2.8%	0.3%	17.1%	0.2%	0.1%	0.2%	0.1%	0.2%	0.2%	8.7%
2	19.7%	11.4%	1.6%	0.1%	66.1%	0.1%	0.2%	0.2%	0.2%	0.9%	0.9%	41.7%
3	42.9%	7.4%	1.1%	0.2%	47.5%	0.2%	0.0%	0.0%	0.0%	0.6%	0.6%	24.6%
4	27.3%	8.5%	1.2%	0.1%	62.3%	0.2%	0.0%	0.0%	0.0%	0.5%	0.5%	40.2%
5	24.4%	11.2%	1.6%	0.1%	61.7%	0.1%	0.2%	0.2%	0.2%	0.7%	0.7%	31.7%
Total	36.7%	8.9%	1.6%	0.2%	51.8%	0.2%	0.1%	0.1%	0.1%	0.6%	0.6%	31.6%

Distri cts	% Total		% Hisp		% NH		% NH		% NH		% NH		% NH		% NH	
	CVAP	CVAP	CVAP	CVAP	Blk	CVAP	Whit	CVAP	Blk	CVAP	Whit	CVAP	Blk	CVAP	Whit	CVAP
1	61.9%	69.8%	9.4%	3.7%	16.6%	0.1%	0.0%	0.3%	0.0%	0.3%	9.5%	3.7%	18.2%	0.8%	0.0%	5.3%
2	80.9%	17.6%	17.2%	2.0%	62.7%	0.5%	0.0%	0.1%	0.0%	0.1%	17.3%	2.1%	60.3%	0.3%	0.4%	1.3%
3	65.7%	43.7%	12.6%	1.8%	41.5%	0.3%	0.0%	0.1%	0.0%	0.1%	12.0%	1.4%	43.0%	1.0%	0.0%	0.7%
4	66.3%	29.4%	14.4%	1.1%	54.8%	0.0%	0.2%	0.0%	0.2%	0.0%	15.8%	1.3%	52.7%	0.2%	0.2%	0.5%
5	63.0%	23.3%	20.3%	0.8%	54.9%	0.3%	0.3%	0.1%	0.3%	0.1%	18.5%	1.1%	55.6%	0.2%	0.3%	1.0%
Total	67.8%	34.7%	15.0%	1.9%	47.9%	0.3%	0.1%	0.1%	0.1%	0.1%	15.0%	1.9%	47.8%	0.4%	0.2%	1.6%

American Community Survey (ACS)

Special Tabulation



Map layers

- 2001 Divisions
- Incorporated Cities
- Plan A
- Streets

2001 Division

- 1 (1)
- 2 (1)
- 3 (1)
- 4 (1)
- 5 (1)

Divisions	Tot. Pop.	Dev.	% Dev.	NH				NH				
				Hisp	NH Wht	Blk	DOJ	Asn	DOJ	Hwn	Oth	
1	11,851	45	0.38%	10,441	368	77	883	24	883	21	16	21
2	11,774	-32	-0.27%	2,634	1,244	192	7,561	8	7,561	13	20	102
3	11,824	18	0.15%	4,318	944	335	6,084	32	6,084	23	11	77
4	11,815	9	0.08%	3,663	906	129	7,007	20	7,007	19	3	68
5	11,768	-38	-0.32%	3,160	1,194	187	7,090	11	7,090	17	21	88
Total	59,032	83	0.70%	24,216	4,656	920	28,625	95	28,625	93	71	356
Ideal	11,806											

Abbreviations:
Dev. = Deviation
Hisp = Hispanic
NH = "Non-Hispanic"
Wht = White
Blk = Black / African American
Ind = Native American
Asn = Asian American
Hwn or Hwn = Hawaiian and Pacific Islander
Oth = Other
OthMR or MR = Multi-Race
Fil = Filipino
"DOJ" = Aggregated according to U.S. Department of Justice guidance
Reg = Voter Registration
CVAP = Citizen Voting Age Population

Divisions	18+ Pop	H18+ Pop	NH18+ Wht	NH18+ Blk	NH18+ NH18+				NH18+ NH18+				Asn +							
					DOJ	Ind	Blk	DOJ	DOJ	DOJ	Oth	OthMR	Tot. Reg.	Hisp	Asn	Reg.	Fil	Reg.	Fil	Reg.
1	8,211	7,047	309	68	20	724	18	10	15	3,600	2,875	93	107	200	1,451	1,157	23	47	70	
2	9,748	1,926	1,114	161	8	6,433	9	15	82	6,548	1,241	3,205	115	3,320	3,066	687	1,206	68	1,274	
3	9,317	3,038	816	262	30	5,093	17	4	57	4,191	1,500	1,099	238	1,337	1,637	627	344	100	444	
4	9,234	2,519	784	107	11	5,753	14	2	44	4,332	1,013	1,909	146	2,055	1,752	435	638	66	704	
5	9,334	2,274	1,043	148	10	5,760	12	17	70	5,003	1,318	1,976	112	2,088	2,264	676	658	59	717	
Total	45,844	16,804	4,066	746	79	23,763	70	48	268	23,674	7,947	8,282	718	9,000	10,170	3,582	2,869	340	3,209	

Divisions	Special Tabulation												American Community Survey (ACS)											
	Total CVAP	Hisp CVAP	NH Wht CVAP	NH Blk CVAP	NH Asn CVAP	NH Ind CVAP	NH Hwn CVAP	NH MR CVAP	Total CVAP	Hisp CVAP	NH Wht CVAP	NH Blk CVAP	NH Asn CVAP	NH Ind CVAP	NH Hwn CVAP	NH MR CVAP	Oth CVAP							
1	4,692	3,702	437	38	495	5	0	0	4,737	3,700	432	77	544	71	0	226	1,017							
2	7,879	1,375	1,360	160	4,947	41	0	8	8,001	1,450	1,387	167	4,826	23	35	107	648							
3	6,520	2,531	810	264	2,876	15	0	20	6,322	2,383	767	199	n.a.	25	0	86	1,189							
4	6,125	1,802	880	70	3,359	0	13	0	5,872	1,748	925	75	3,096	10	12	28	1,052							
5	5,881	1,368	1,192	47	3,230	17	18	4	6,348	1,511	1,175	72	3,532	10	17	64	856							
Total	31,097	10,778	4,679	579	14,907	78	31	32	31,280	10,792	4,686	590	11,998	139	64	511	4,762							

Divisions	% Hisp.		% NH Wht		% NH Blk		% NH Ind		% NH Hwn		% NH Oth		% NH OthMR	
	Pop	Reg.	Pop	Reg.	Pop	Reg.	Pop	Reg.	Pop	Reg.	Pop	Reg.	Pop	Reg.
1	88.1%	3.1%	0.6%	0.2%	7.5%	0.2%	0.1%	0.2%	0.1%	0.2%	0.1%	0.2%	0.2%	0.2%
2	22.4%	10.6%	1.6%	0.1%	64.2%	0.1%	0.2%	0.9%	0.2%	0.9%	0.2%	0.9%	0.9%	0.9%
3	36.5%	8.0%	2.8%	0.3%	51.5%	0.2%	0.1%	0.7%	0.2%	0.7%	0.1%	0.7%	0.7%	0.7%
4	31.0%	7.7%	1.1%	0.2%	59.3%	0.2%	0.0%	0.6%	0.2%	0.6%	0.0%	0.6%	0.6%	0.6%
5	26.9%	10.1%	1.6%	0.1%	60.2%	0.1%	0.2%	0.7%	0.1%	0.7%	0.2%	0.7%	0.7%	0.7%
Total	41.0%	7.9%	1.6%	0.2%	48.5%	0.2%	0.1%	0.6%	0.2%	0.6%	0.1%	0.6%	0.6%	0.6%

Abbreviations:

- Dev. = Deviation
- Hisp = Hispanic
- NH = "Non-Hispanic"
- Wht = White
- Blk = Black / African American
- Ind = Native American
- Asn = Asian American
- Haw or Hwn = Hawaiian and Pacific Islander
- Oth = Other
- OthMR or MR = Multi-Race
- Fil = Filipino

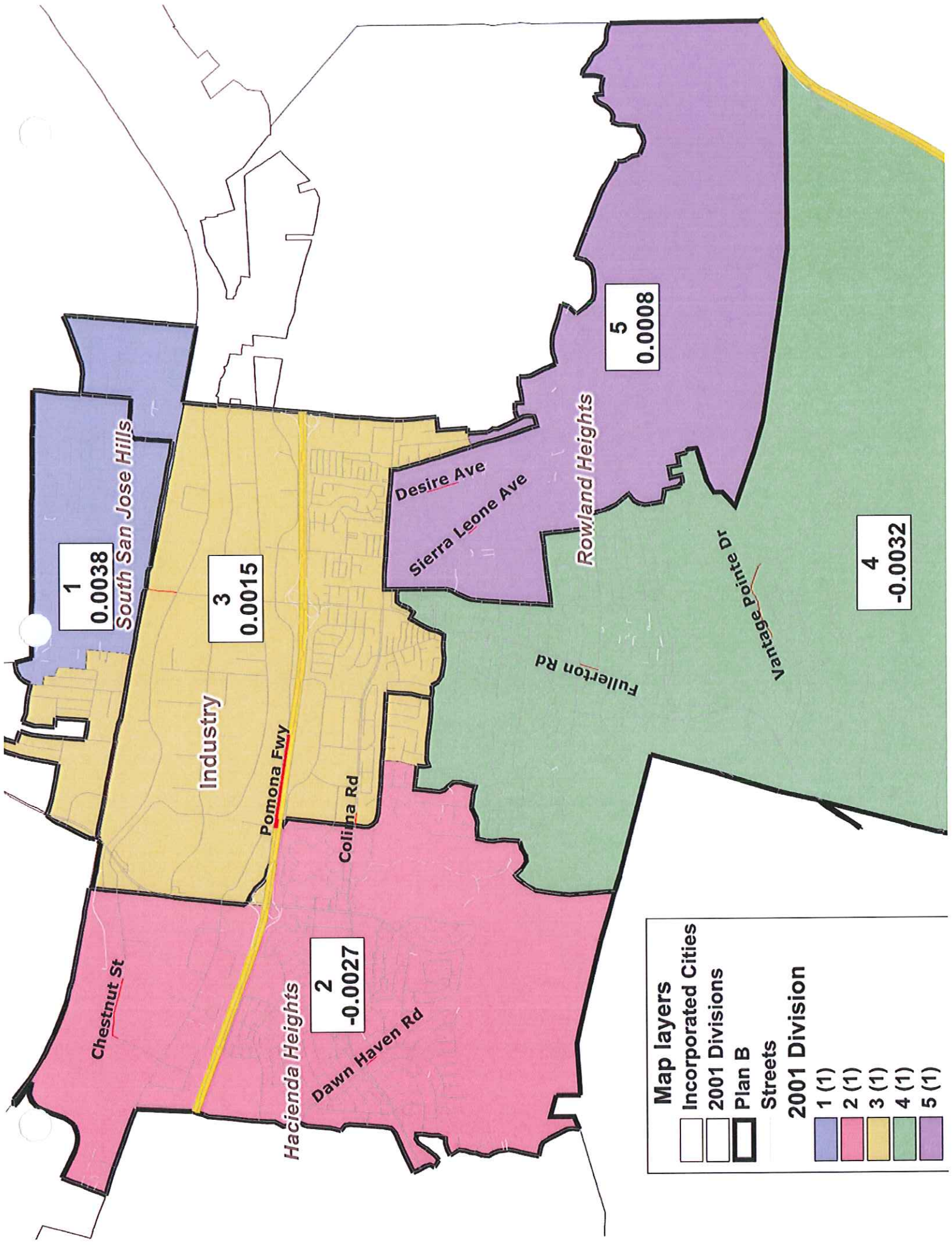
"DOJ" = Aggregated according to U.S. Department of Justice guidance
 Reg = Voter Registration
 CVAP = Citizen Voting Age Population

Divisions	% Hisp.		% NH Wht		% NH Blk		% NH Ind		% NH Hwn		% NH Oth		% NH OthMR		% Asn + Fil.		% Asn + Fil. Vote.					
	Pop	Reg.	Pop	Reg.	Pop	Reg.	Pop	Reg.	Pop	Reg.	Pop	Reg.	Pop	Reg.	Pop	Reg.	Pop	Reg.				
1	85.8%	3.8%	0.8%	0.2%	8.8%	0.2%	0.1%	0.2%	0.1%	0.2%	0.1%	0.2%	0.2%	0.2%	79.9%	2.6%	3.0%	5.6%	79.7%	1.6%	3.2%	4.8%
2	19.8%	11.4%	1.7%	0.1%	66.0%	0.1%	0.2%	0.8%	0.2%	0.8%	0.2%	0.8%	0.8%	0.8%	19.0%	48.9%	1.8%	50.7%	22.4%	39.3%	2.2%	41.6%
3	32.6%	8.8%	2.8%	0.3%	54.7%	0.2%	0.0%	0.6%	0.2%	0.6%	0.0%	0.6%	0.6%	0.6%	35.8%	26.2%	5.7%	31.9%	38.3%	21.0%	6.1%	27.1%
4	27.3%	8.5%	1.2%	0.1%	62.3%	0.2%	0.0%	0.5%	0.2%	0.5%	0.0%	0.5%	0.5%	0.5%	23.4%	44.1%	3.4%	47.4%	24.8%	36.4%	3.8%	40.2%
5	24.4%	11.2%	1.6%	0.1%	61.7%	0.1%	0.2%	0.7%	0.1%	0.7%	0.2%	0.7%	0.7%	0.7%	26.3%	39.5%	2.2%	41.7%	29.9%	29.1%	2.6%	31.7%
Total	36.7%	8.9%	1.6%	0.2%	51.8%	0.2%	0.1%	0.6%	0.2%	0.6%	0.1%	0.6%	0.6%	0.6%	33.6%	35.0%	3.0%	38.0%	35.2%	28.2%	3.3%	31.6%

Special Tabulation

American Community Survey (ACS)

Divisions	% Total CVAP		% Hisp CVAP		% NH Wht CVAP		% NH Blk CVAP		% NH Ind CVAP		% NH Hwn CVAP		% NH Oth CVAP		% NH OthMR CVAP		% Asn + Fil. CVAP		% Asn + Fil. Vote. CVAP		
	Pop	Reg.	Pop	Reg.	Pop	Reg.	Pop	Reg.	Pop	Reg.	Pop	Reg.	Pop	Reg.	Pop	Reg.	Pop	Reg.	Pop	Reg.	
1	57.1%	78.9%	78.9%	9.3%	9.3%	0.8%	10.5%	0.1%	0.0%	0.0%	0.0%	0.0%	0.0%	0.0%	0.0%	0.0%	11.5%	1.5%	0.0%	4.8%	21.5%
2	80.8%	17.5%	17.3%	2.0%	62.8%	0.5%	0.5%	0.1%	0.0%	0.1%	0.0%	0.1%	0.0%	0.1%	0.0%	0.1%	60.3%	0.3%	0.4%	1.3%	8.1%
3	70.0%	38.8%	12.4%	4.0%	44.1%	0.2%	0.2%	0.3%	0.0%	0.3%	0.0%	0.3%	0.0%	0.3%	0.0%	0.3%	3.1%	0.4%	0.0%	1.4%	18.8%
4	66.3%	29.4%	14.4%	1.1%	54.8%	0.0%	0.3%	0.1%	0.2%	0.0%	0.2%	0.3%	0.1%	0.0%	0.2%	0.3%	15.8%	0.2%	0.2%	0.5%	17.9%
5	63.0%	23.3%	20.3%	0.8%	54.9%	0.3%	0.3%	0.1%	0.3%	0.1%	0.3%	0.1%	0.1%	0.1%	0.2%	0.3%	18.5%	0.2%	0.3%	1.0%	13.5%
Total	67.8%	34.7%	15.0%	1.9%	47.9%	0.3%	0.3%	0.1%	0.3%	0.1%	0.1%	0.1%	0.1%	0.1%	0.2%	0.3%	34.5%	0.4%	0.4%	1.6%	15.2%



Map layers

- Incorporated Cities
- 2001 Divisions
- Plan B
- Streets

2001 Division

- 1 (1)
- 2 (1)
- 3 (1)
- 4 (1)
- 5 (1)

2.3

JANET MORNINGSTAR

A LAW CORPORATION
1048 IRVINE AVENUE, #407
NEWPORT BEACH, CALIFORNIA 92660-4602
(949) 274-0972
(949) 722-8322 (FACSIMILIE)

JANET MORNINGSTAR
E-mail: janetmorningstar@sbcglobal.net

MEMORANDUM

TO: Board of Directors, Rowland Water District
FROM: Janet Morningstar
DATE: January 4, 2012
RE: Board Policy regarding Rotation of Board Officers

The Board of Directors has developed a proposed policy for rotation of the offices of President and Vice-President of the Board which would express a preference for a minimum amount of experience on the Board prior to a director being eligible to serve as Vice-President or President of the Board. Under the County Water District Law, the Board is required to elect one of their members President and may also elect a Vice-President within 30 days after directors take office after each district general election (Water Code §30520). The general district elections occur in November of odd-numbered years, and directors take office on the first Friday in December following an election (Elections Code § 10554). The Board has expressed an intent that President Lima serve as President for one more year, and that Vice-President Szu-Pei Lu Yang be elected to serve for two years from 2013 through December 2014.

The Board could provide that the terms of President and Vice-President would be for two-years, however, since elections for President of the Board are required after each district general elections, two year terms would have to line up with the election cycle. That means that a two-year term would begin in January of even years. The two-year term proposed for Director Lu Yang commences in an odd year, therefore she would have to be re-elected as president mid-way through the term after the next district general election in 2013. As an alternative, the Board could provide that officers serve one-year terms, but allow a President and Vice-President to serve for two consecutive terms. Under that scenario, the Board would hold an election of officers every year and could re-elect the President or move on to the next in line.

The provision of the policy requiring a certain amount of experience as a board member prior to being eligible for election as Vice-President is fine as an expression of the Board's desires, however, the Board cannot bind future Boards to that policy and should be aware that it may be superseded or suspended at any time, merely by the Board electing someone who would not qualify under the policy. The Board indicated that the Vice-President should have at least four years of experience but did not specify a minimum level for President. Assuming the Vice-President becomes eligible to be President after a one-year term, the President would have a minimum of five years' experience. If the office of President becomes vacant before the Vice-President has five years' experience, would he be eligible to assume the office of President or would another director, who has the experience step up? The attached draft policy may be modified to reflect whatever the Board decides.

Water Code § 30520

Within 30 days after the election of the first directors and thereafter within 30 days after taking office pursuant to Section 10554 of the Elections Code the directors shall meet and shall elect one of their number president and may elect one of their number vice president.

Elections Code § 10554

Elective officers, elected or appointed pursuant to this part, take office at noon on the first Friday in December following the general district election. Prior to taking office, each elective officer shall take the official oath and execute any bond required by the principal act.



**RESOLUTION NO. 1-2012
ROWLAND WATER DISTRICT
AMENDING BOARD POLICY FOR
ELECTION AND ROTATION OF BOARD OFFICERS**

WHEREAS, Water Code Section 30520 provides that, within thirty days of directors taking office after a general district election the Board of Directors shall meet and elect one of their members President of the Board and may elect one of their members vice-president; and,

WHEREAS, the Board of Directors considers that experience with Board procedures and customs, knowledge of the District's operations and facilities, and familiarity with the laws governing county water districts, gained while serving as a member of the Board of Directors is invaluable to a director assuming the office of President of the Board of Directors; and,

WHEREAS, having experienced directors serve in the role of President of the Board promotes effective and efficient governance and continuity of District goals and policies; and,

WHEREAS, the Board of Directors desires to adopt a policy to ensure that Directors have an opportunity to acquire experience and knowledge prior to being elected to the office of President of the Board; and,

WHEREAS, the Board of Directors believes that the existing policy of rotation of each of the members of the Board into the office of President and Vice-President of the Board is beneficial to the District and to the Directors by allowing each to bring his or her own talents to the running of the District;

NOW THEREFORE, BE IT RESOLVED by the Board of Directors of the Rowland Water District as follows:

1. The term of the President and the Vice-President of the Board of Directors shall be for one year [two years], commencing on January 1st [of the year following each general District election]. In the event the office of President of the Board becomes vacant prior to the end of his or her term, the Vice-President shall

become President of the Board to complete the remainder of the term. A director may serve two consecutive terms as President of the Board. Completing the unexpired term of President where a vacancy has occurred, shall not disqualify a director from serving as President for two full consecutive terms.

2. Commencing with the year in which this Resolution becomes effective (2012), it shall be the policy of the Board that a Director shall have served on the Board of Directors for a minimum of four (4) years before being elected to the office of Vice-President of the Board, and that a Director shall have served on the Board for at least five (5) years prior to being elected President.

3. The policy that the director serving as Vice-President shall be next in line for election to the office of President, shall continue. As the terms of the President and Vice-President expire, the director with the next most seniority shall be elected to the office of Vice-President and then President in order.

4. When the Director having the least seniority on the Board of Directors is elected to the office of President, the Director with the most seniority shall be in line for election to the office of Vice-President, and the rotation of office shall continue with each Director following in order of seniority.

5. If a vacancy occurs in the office of President or Vice-President prior to the end of a term for that office, then it is the policy of the Board that the Director who would next succeed to that office at the end of the term be elected to serve the balance of the term in which the vacancy occurred as well as the next full term for that office.

6. Whenever a person who has not previously served as Director is elected to the Board of Directors, that person shall assume the last place in the order of rotation, notwithstanding the position of his predecessor.

7. This policy reflects the preference of the Board of Directors as to the experience of the directors serving as President and Vice-President and the rotation of the office of President and Vice-President of the Board, and may be suspended or superseded at any time by subsequent action of the Board.

ADOPTED THIS 10th day of January 2012 by the following roll call vote:

AYES:

NOES:

ABSENT:

ABSTAIN:

Anthony J. Lima
Board President

Attest:

Ken Deck
Board Secretary

2.4

2.5

2.6

2.7

Tab

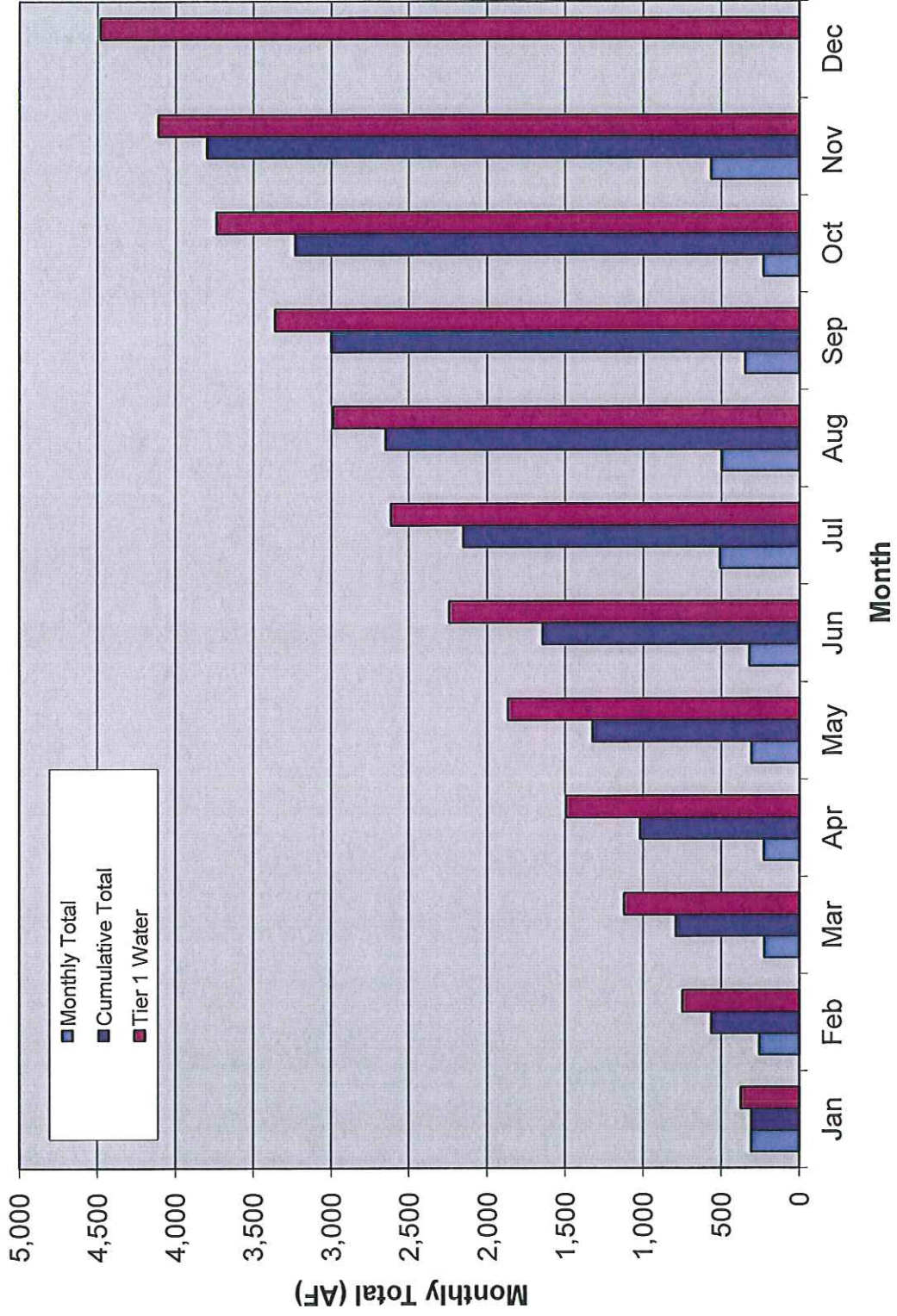
3

3.1

**Rowland Imported Water Purchases PM-22 Tier 1 (in Acre-Feet)
 Calendar Year 2011
 Year to Date Invoiced as of 1/1/11**

	ACTUAL			ESTIMATED			Percentage Difference
	Monthly Total	Cumulative Total	Balance in Tier 1 (4,482 AF)	Cumulative Total	Acre Foot Difference		
Jan	306.6	306.6	4175.4	373.5	-66.9	-17.91%	
Feb	257.2	563.8	3918.2	747	-183.2	-24.52%	
Mar	225.1	788.9	3693.1	1120.5	-331.6	-29.59%	
Apr	228.7	1017.6	3464.4	1494	-476.4	-31.89%	
May	306.5	1324.1	3157.9	1867.5	-543.4	-29.10%	
Jun	320.3	1644.4	2837.6	2241	-596.6	-26.62%	
Jul	509	2153.4	2328.6	2614.5	-461.1	-17.64%	
Aug	497.3	2650.7	1831.3	2988	-337.3	-11.29%	
Sep	348.8	2999.5	1482.5	3361.5	-362	-10.77%	
Oct	232.6	3232.1	1249.9	3735	-502.9	-13.46%	
Nov	564.7	3796.8	685.2	4108.5	-311.7	-7.59%	
Dec				4482	-4482	-100.00%	
TOTAL							

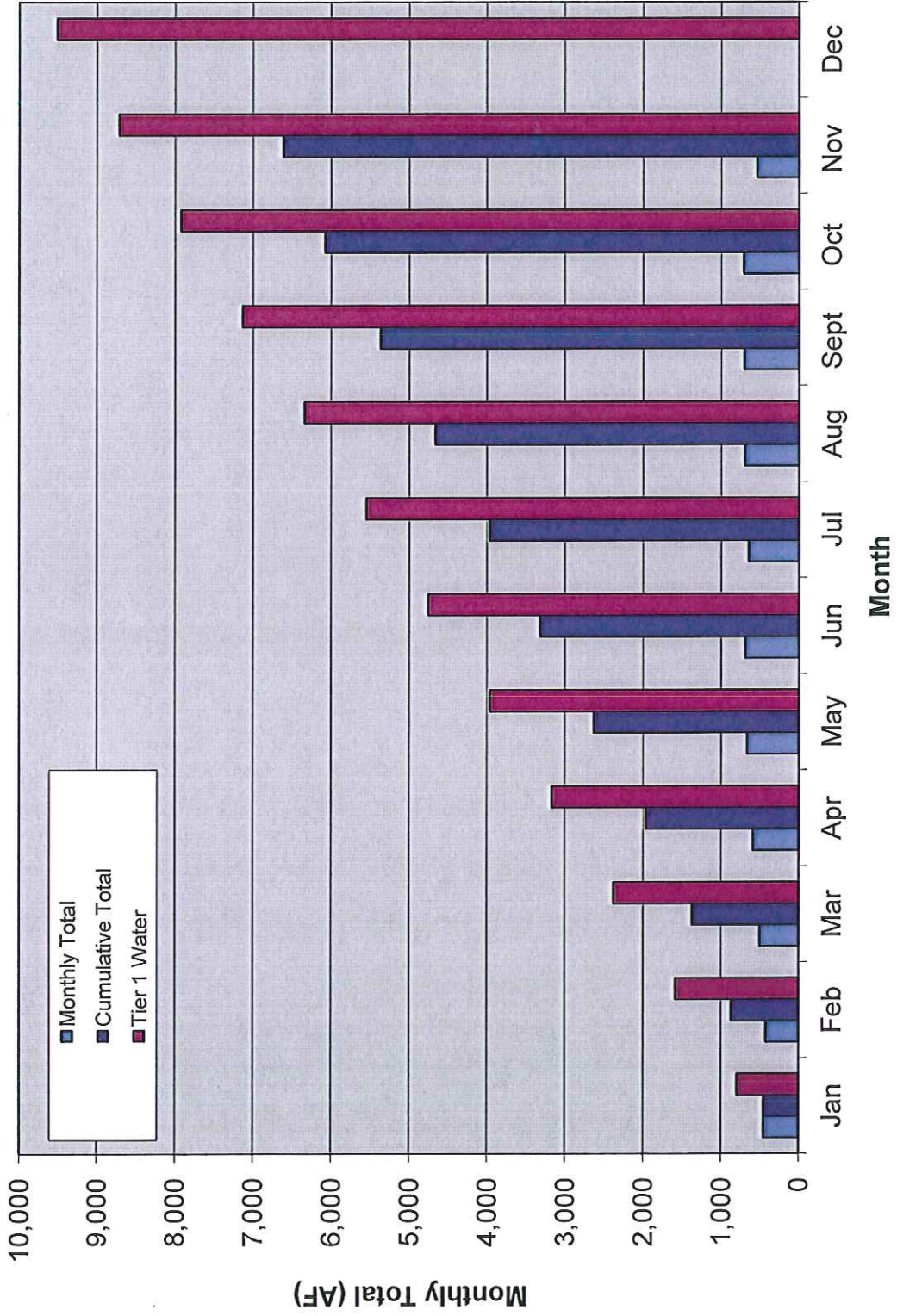
CY 2011 PM-22 Water Purchases



**Rowland JWL Purchases Tier-1 (in Acre-Feet)
 Calendar Year 2011
 Year to Date Invoiced as of 1/1/11**

	ACTUAL			ESTIMATED			Percentage Difference
	Monthly Total	Cumulative Total	Balance in Tier 1 (9,508 AF)	Cumulative Total	Acre Foot Difference	Percentage Difference	
Jan	449.3	449.3	9,058.7	792	-343	-43.29%	
Feb	421.2	870.5	8,637.5	1,585	-714	-45.07%	
Mar	504.1	1,374.6	8,133.4	2,377	-1,002	-42.17%	
Apr	590.3	1,964.9	7,543.1	3,169	-1,204	-38.00%	
May	667.2	2,632.1	6,875.9	3,962	-1,330	-33.56%	
Jun	689.8	3,321.9	6,186.1	4,754	-1,432	-30.12%	
Jul	645.4	3,967.3	5,540.7	5,546	-1,579	-28.47%	
Aug	695.6	4,662.9	4,845.1	6,339	-1,676	-26.44%	
Sept	702.3	5,365.2	4,142.8	7,131	-1,766	-24.76%	
Oct	710.8	6,076.0	3,432.0	7,923	-1,847	-23.32%	
Nov	536.1	6,612.1	2,895.9	8,716	-2,104	-24.14%	
Dec				9,508	-9,508	-100.00%	
TOTAL							

CY 2011 Rowland JWL Purchases



3.2

Tab

4

Tab

5

5.1

WALNUT VALLEY WATER DISTRICT



BOARD OF DIRECTORS

271 South Brea Canyon Road
Walnut, California 91789-3002 • (909) 595-1268 • (626) 964-6551
Website: www.wvwd.com • Fax: (909) 444-5521

Allen L. Wu
President
Election Division I

Edwin M. Hilden
First Vice President
Election Division II

Barbara A. Carrera
Second Vice President
Election Division III

Theodore L. Ebenkamp
Assistant Treasurer
Election Division IV

Scarlett P. Kwong
Director
Election Division V

STAFF

Michael K. Holmes
General Manager
Secretary

Erik Hitchman
Assistant General Manager
Chief Engineer

an Teuber
Director of Finance
Treasurer

Sandra Olson
Director of
Administrative Services

LEGAL COUNSEL
H. Jess Senecal

December 29, 2011

Mr. Ken Deck
General Manager
Rowland Water District
3021 South Fullerton Road
Rowland Heights CA 91748

Dear Mr. Deck: *Ken*

Enclosed for your reference is a current roster of District officers and senior staff. The attached reflects changes made during our annual reorganization conducted earlier this month.

Should you have any questions with regard to the District or if I may ever be of any service, please feel free to contact me.

Very truly yours,

WALNUT VALLEY WATER DISTRICT

Mike

MICHAEL HOLMES
General Manager

MH:gb

Enclosure



WALNUT VALLEY WATER DISTRICT
271 S. Brea Canyon Road
Walnut, California 91789

2012 ROSTER

Board of Directors

Allen L. Wu, President
Edwin M. Hilden, First Vice President
Barbara A. Carrera, Second Vice President
Theodore L. Ebenkamp, Assistant Treasurer
Scarlett P. Kwong, Director

Staff

Michael K. Holmes, General Manager/Secretary
Erik Hitchman, Assistant General Manager/Chief Engineer
Sandra Olson, Director of Administrative Services
Brian Teuber, Director of Finance

Legal Counsel


H. Jess Senecal, Esq.
Timothy J. Gosney, Esq.

Tab

6

6.1

THREE VALLEYS MWD BOARD OF DIRECTORS



Action Line

Information: (909) 621-5568

Date: December 7, 2011

The following is a summary of the Three Valleys Municipal Water District Special Board Meeting of Wednesday, December 7, 2011.

BOARD MEMBERS

CARLOS GOYTIA
DIVISION I

DAVID D. DE JESUS
DIVISION II

BRIAN BOWCOCK
DIVISION III

BOB G. KUHN
DIVISION IV

JOSEPH T. RUZICKA
DIVISION V

JOHN MENDOZA
DIVISION VI

DAN HORAN
DIVISION VII

Approved: Motion #11-12-4841 (7-0 vote) to approve the draft CY 2012 meeting schedule as presented.

Approved: Motion #11-12-4842 (7-0 vote) to approve scheduling of a public hearing during its January 18, 2012 regular meeting for the purpose of hearing testimony regarding the proposed redistricting of the Three Valleys MWD division boundaries. The Board encourages public engagement in this process. Comments may be sent to the District, Attention: Executive Assistant.

Approved: The Board will suspend committee meetings beginning in January 2012 in lieu of twice monthly board meetings. Each of the meetings will be properly agendized as regular meetings. The meetings will be held on the first and third Wednesday of each month at 8:00 a.m.

THREE VALLEYS MWD

1021 E. Miramar Avenue
Claremont, CA 91711
Phone: 909-621-5568
Fax: 909-625-5470
www.threevalleys.com

Note: The December 21, 2011 Board meeting is cancelled

Future meeting dates:

- January 4, 2012—Regular Board Meeting
- January 18, 2012—Regular Board Meeting

Board Meetings
are scheduled the
first and third
Wednesday of
each month at
8:00 a.m.

This summary may not include all agenda items and should not be construed as minutes of the meeting.

TVMWD is a water resources management agency that covers approximately 133 square miles and is governed by an elected Board of seven officials. The present population is about 600,000. Since its formation, the Three Valleys Municipal Water District has installed some 37,000 feet of pipeline and delivered more than 175 billion gallons of water.

6.2

Current Projects		Status
I. Provide Safe and Reliable Water Supply --Now and Future		
<p>Multi-Agency Regional Groundwater Recovery Project Note: (Rowland is the lead agency for this project). Potential Benefits: Regional Benefit (Includes City of Azusa, Glendora, Covina Irrigating, Walnut Valley and Rowland). Increase in water supply reliability, offset to import water supplies and ground water clean up.</p>		<p>It will be my recommendation to the group that until RWD & WVWD are able to work out the storage issues within the Main Basin we surrender the \$500k previously approved. It would be in the best interest of the two Districts to release these funds so that they can be put to beneficial use.</p>
<p>San Gabriel Basin Watermaster. Currently the only way water can be exported out of the basin is if it is groundwater clean up. We are working with Watermaster to develop a Conjunctive Use and Storage Agreement eliminating the clean up requirement.</p>		<p>Under the current judgment, a storage and export agreement requires it to be tied to a specific project. We have come to an agreement with watermaster to develop an agreement tied to the multi-agency project. That agreement would be transferable upon approval of the new judgment. The latest draft of the Judgment amendments have been distributed for comment.</p>
<p>Cal Domestic Surplus Water Purchase. Cal Domestic would produce and treat water out of the San Gabriel Basin on RWD's behalf. RWD will have to construct two booster stations and pipeline in Harbor Blvd . from Whittier Blvd. in La Habra to the District Office.</p>		<p>Staff from RWD and WVWD have reviewed and provided comments on the Draft CEQA document. RWD is the lead agency on the project, so once the revised document is received the actual CEQA process will commence. The Public review period is anticipated to commence in mid-January and the document will be provided to the Board for review during this time with the final document to be placed on the March Board Agenda for approval.</p>
<p>Working with Cal-Domestic, Suburban Water and the City of Whittier to develop water supply</p>		<p>City of Whittier has a considerable amount of excess production capacity. The agencies are in discussion on how this excess capacity could be used. Potential is for the City to produce water, move it into the Cal-Domestic System and eventually to RWD. This water could come from either the Central Basin or Main Basin. No change</p>
<p>Discussions with La Habra Heights Water District & Orcharddale Water District. Potential project to enhance water supply reliability for all agencies including RWD.</p>		<p>The agreement is in the hands of the LHHWWD attorneys. They have raised an issue concerning the timing of when the Environmental review should be completed.</p>
<p>Development of potential water projects with City of Pomona, RWD & WYWD</p>		<p>Puente Basin Water Agency has contracted with RMC to do feasibility study refining the specific project along with preliminary design.</p>
<p>Potential Alternative Water Supply from Covina Irrigating Company (CIC)</p>		<p>RWD & WVWD staff have begun discussions with CIC on the possibility of purchasing water out of the CIC Treatment Plant. No Change</p>
<p>La Puente Valley County Water District - Exchange Agreement</p>		<p>On Hold</p>
<p>Complete a Long-Term Water Transfer. RWD & WVWD are pursuing opportunities to purchase water rights outside of the local area.</p>		<p>Currently all opportunities that have come up have not progressed to a point of actual negotiations and there are no other potential opportunities available at this time.</p>

II. Construction Projects

<p>Nogales Grade Separation . RWD has a significant amount of existing pipelines that require relocation due to the separation of the road from the railroad tracks. Nogales Street will be lowered by approx. 20 feet. As part of the separation, a ground water dewatering pump station will be constructed. Water produced will supplement the recycled water system.</p>	<p>The new schedule from ACE indicates they are hoping to begin construction 2nd quarter of 2012. Staff has met with the District Engineer to lay out the District's priorities in abandoning and eventually reinstalling District facilities. Staff is in the process of developing the agreement that will ultimately spell out the responsibilities of the District as to relocation of existing infrastructure. Mason & Mason has provided an appraisal for needed easements within the John Rowland property. RWD Board has authorized staff to move forward with negotiations on securing the easements.</p>
<p>San Jose Street Widening . Part of the Nogales Grade separation. San Jose will become the detour road.</p>	<p>Recycled Water pipeline is complete. City of Industry is working on procuring an easement on Northeast corner of Nogales & San Jose for RWD to install both Potable and Recycled pipelines. Recycled pipe installation in San Jose, Charlie and Railroad is complete. Installation of an eight inch pipeline from Charlie Road to Fullerton Road has been completed. This will enable us to convert an additional 16 customers to recycled.</p>
<p>Valve Rehab Program . A part of the ongoing valve exercising program. When defective valves are discovered, they are scheduled for replacement.</p>	<p>On-going</p>
<p>Walnut Emergency Tie-In - Badillo Grand Pipeline . Pipeline is located near the PWR & Orange County Feeder. This connection would provide additional water supply reliability to RWD. Additionally, this could be the conduit to bring water in from the Covina Irrigating Company.</p>	<p>On Hold.</p>
<p>Recycled Connection – RWD to Walnut . The purpose of the connection would be to supply WWD with recycled water from the San Jose Waste Water Treatment Plant through RWD's system. This is being designed as a two-way flow. Major benefit is that this will tie the Pomona Waste Water Facility to the San Jose Creek facility, greatly enhancing RWD's & WWD's recycled water supply reliability and could potentially give us the ability to provide recycled water to neighboring agencies.</p>	<p>Modify Plans to use solar power. No Change</p>
<p>SCADA Back-up. Construct an offsite duplicate central SCADA facility.</p>	<p>With the move of the servers to the Data Center we believe this has opened up a cost effective solution.</p>
<p>Pump Station 1 Upgrade. This pump station is located at the San Jose Waste Water Facility and pumps water to RWD for use. This is a City of Industry Facility that RWD manages and maintains it under our service contract. The pump station is in serious need of a complete rebuild.</p>	<p>The project is approximately 40% complete. The addition of one additional wet well is complete, new pumps and motors are being installed and the old motor control center has been relocated to allow for installation of the new motor control center.</p>
<p>Reservoir Nitrification Evaluation. Nitrification is a by-product of the current disinfectant being used in the treatment of potable water and if left unchecked can result in significant water quality issues.</p>	<p>Funds have been approved in the 2011 - 2012 Capital Budget to pursue a solution to mitigate reoccurring Nitrification in the upper pressure zones. This has been an ongoing issue that has been addressed over the years to try and resolve. Unfortunately a magic bullet has yet to be developed to resolve the entire problem. This is an issue that has been escalated on the priority list to find mitigating solutions. The District is currently testing and evaluating some reservoir mixing and water quality analyzing equipment to determine effectiveness.</p>

III. Best Class Water District and Organization

<p>Potable water hydraulic model development & integration into the GIS system. The hydraulic model will provide staff with a tool to run a variety of scenarios on distribution system efficiency. It can ultimately help in providing better customer service by pin pointing low pressure or water outages in the event a shut down is required due to a failure. Fire flow tests are currently being performed by actually flowing water. The model can be used to run fire flows through the software.</p>		<p>Model is in Design. Staff is working with consultant, HDR Engineering, to gather a variety of historical data to input into the model. Calibration coordination meeting was held on June 22nd. Calibration began in early July. Model is complete. HDR met with staff to go over the model and to refine the model. Next steps will be to integrate the model into the GIS system.</p>
<p>IT Strategic Plan -- Phase I Projects: 1) Asset Data Management-- Captures critical data about the District's distribution system, enabling utility system analysis, modeling, design, construction, operations, maintenance and long-range asset refurbishment and replacement strategies; establishes the technical foundation for integration of business applications.--Starting in August. 2) Capital Program Management(CPM)-- Applications for managing capital projects; implements capital project budget and cost tracking, bid package management, contract management, construction coordination, resource scheduling, electronic and records management--Starting in September. 3) Computerized Work Management System--Implements system for managing work and materials related to maintenance of utility facilities and equipment; integration of customer service and management activities to streamline customer problem resolution; integrates with CPM applications for managing work activities associated with capital projects. Starting in February 2012.</p>		<p>Staff has been working with consultant to refine program. Full implementation is estimated for January 2012. Next phase will be the implementation of Capital Managed Maintenance Software. Two additional servers have been purchased and have been installed at the Data Center. Staff training and software refinement has been ongoing. Implementation is anticipated for January 2012. Currently undergoing development of integration between the District's financial systems and the CIP software. Once development is complete additional training will be conducted with District Finance staff. Staff will begin working with the consultant in January to start the process of instituting the Work Management System.</p>
<p>Organizational and staff Development with Mathis Group/Pacific Institute</p>		<p>Staff Facilitator Training has been completed. Staff Facilitators Crystal Rodriguez, Mark Serna and Eric Hall have completed "Patterns for High Performance 3.0" Follow up discussions will continue with staff which will include continued staff development and development by staff of a code of ethics and conduct to work by.</p>
<p>Rate Study</p>		<p>Consultant has been provided all requested information that affect the cost of the District doing business. It is anticipated a draft of the rate model will be presented to staff in mid to late January.</p>

IV. Political and Regional Influence for Citizens Benefit	
<p>City of Industry, Tonner Canyon Lake . This City of Industry project is currently undergoing a feasibility study on the construction of a Lake in Tonner Canyon East of the 57 Fwy. between Diamond Bar and Brea. The Lake could potentially store recycled water. The City has included RWD & WWD in the discussions.</p>	<p>Working with City on their Feasibility Study for the development of a Lake for recycled water storage. No Change</p>
<p>Board Workshop/Strategic Plan</p>	<p>The November 8th Board Meeting had an action item to regularly schedule a Board workshop the 4th Tuesday of every month.</p>
V. Exceptional Customer Service	
<p>Customer Service Work Order Integration into GIS . This project is being developed to reduce paper work and improve customer service by enhancing the use of wireless technology and electronic data transfer.</p>	<p>The customer service work orders have been successfully integrated. CS personnel now receive and complete their work orders via computer. Integration of production inspection reports has begun. Completed refining the process.</p>
<p>Remake of RWD Website . The goal is to enhance customer service by providing a more customer user-friendly site in addition to providing added services such as bill pay on-line and the ability to allow customers to review their account.</p>	<p>The newest enhancement to the web site will be the ability of the customer to follow a link to make a one time payment or establish an account to pay/view their account online. Estimated implementation early January 2012.</p>
<p>Public Relations. Staff is working with CVStrategies to develop a positive message about the District in hopes to better educate the District customer base.</p>	<p>Customer survey was conducted by CV Strategies in November. Staff will be meeting with the consultant mid January to discuss results of survey and develop next steps based on the survey results.</p>
<p>Vehicle Tracking System</p>	<p>In early January the District will be implementing a Vehicle tracking system to the majority of the Districts fleet. This will provide amny benefits from vehicle monitoring to improved customer service.</p>

VI. COMPLETED PROJECTS

	Completion Date	
Request by So. Cal Edison to Procure Easement on District Property. Transmission easement across the Southern portion of the District Yard.	Completed	
Casselle Billing System Upgrade. Software upgrade by our billing and financial software provider.	Completed	
Gale Avenue--East and West. Street resurfacing and paving project. Impact to RWD: Maintaining integrity of its valves & valve cans.	Completed	
Repair top plate of Joint Line 1 & 2. The roof plates develop ponding near the outer edges of the roof damaging the paint coating.	Exterior roof repairs to JL 1 & JL2. Repairs began in Late July. Completed	
Prepare for 14-day shut down of the Weymouth Treatment Facility. MWD is planning a reduced flow and a complete shut down of their Weymouth water treatment facility for maintenance & improvements in March of 2011. Significant impact to RWD's water supply.	Shut Down Completed without any major issues.	
Recycled Water Conversions. Conversion of existing potable irrigation systems to recycled water.	Completed	
Personnel Rules and Regulations. Because of ever-changing employer/employee laws, the District reviews and updates their personnel rules every two to three years.	Latest revisions recently approved by the Board.	
District Rules and Regulations. Requires updating as laws change.	Latest updates approved by Board	